

KCU10B

Universal-Drehsorte
mit **KENGold™** PVD-
BESCHICHTUNGSTECHNOLOGIE



Starke Ergebnisse und
minimierte Ausfallzeiten mit der
Universal-Drehsorte **KCU10B**

KENGold™ PVD ist eine Mehrlagen-Beschichtungstechnologie mit gleichmäßigen Schichten, die abriebfest sind, eine starke thermische Barriere bilden, die Schneidenzähigkeit verbessern und aufgrund der goldenen Freifläche Verschleiß leicht erkennbar machen.

Angewendet auf die Wendeschneidplatten-Drehsorte **KCU10B** bietet sie den Kunden, in Kombination mit einer verbesserten Standzeit bei der Bearbeitung von Stählen und Edelstählen, Vielseitigkeit und konsistente Ergebnisse.



Diese mehrlagige Nano-Kompositbeschichtung besteht aus drei Lagen, die jeweils einzigartige Schutzeigenschaften aufweisen:

- Die Deckschicht aus TiSiN ist goldfarben für leichte Verschleißerkennung
- Die zweite Schicht aus AlTiSiN ist eine äußerst harte nanostrukturierte Zwischenschicht für hervorragende Verschleißfestigkeit.
- Die dritte Schicht aus AlTiN ist eine spannungsarme Basisschicht für eine ausgezeichnete Abplatzfestigkeit.
- Mehrlagenbeschichtung auf Hartmetall-Substrat, die höhere plastische (thermische) Verformung und außergewöhnliche Kantenverschleißfestigkeit bietet.

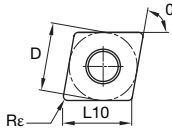
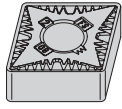


Suchen Sie Schnittgeschwindigkeit- und Vorschubwerte?

Besuchen Sie kennametal.com/NOVO,
um spezifische Schnittdaten für Ihre Anwendung zu erhalten!

Werkstoffe

- P
- Stähle
- M
- Edelstähle
- K
- Gusseisen
- N
- NE-Metalle
- S
- Hochwarmfeste Legierungen



- Primär
- Sekundär

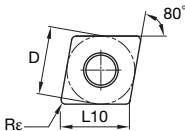
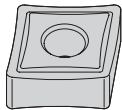
P		●
M		●
K		●
N		○
S		●
H		

Kenloc™ Wendeschneidplatten

CNGG-Wendeschneidplatte • Negativ • FS

ISO Katalognummer	ANSI Katalognummer	D		L10		Rε		
		mm	in	mm	in	mm	in	
CNGG120401FS	CNGG4302FS	12,70	1/2	12,90	.508	0,1	.004	●
CNGG120402FS	CNGG4305FS	12,70	1/2	12,90	.508	0,2	.008	●
CNGG120404FS	CNGG431FS	12,70	1/2	12,90	.508	0,4	1/64	●
CNGG120408FS	CNGG432FS	12,70	1/2	12,90	.508	0,8	1/32	●

KCU10B



- Primär
- Sekundär

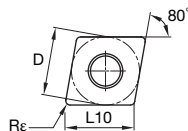
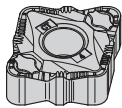
P		●
M		●
K		●
N		○
S		●
H		

Kenloc™ Wendeschneidplatten

CNGP-Wendeschneidplatte • Negativ

ISO Katalognummer	ANSI Katalognummer	D		L10		Rε		
		mm	in	mm	in	mm	in	
CNGP120401	CNGP4302	12,70	1/2	12,90	.508	0,1	.004	●
CNGP120402	CNGP4305	12,70	1/2	12,90	.508	0,2	.008	●
CNGP120404	CNGP431	12,70	1/2	12,90	.508	0,4	1/64	●
CNGP120408	CNGP432	12,70	1/2	12,90	.508	0,8	1/32	●
CNGP120412	CNGP433	12,70	1/2	12,90	.508	1,2	3/64	●
CNGP120416	CNGP434	12,70	1/2	12,90	.508	1,6	1/16	●

KCU10B



- Primär
- Sekundär

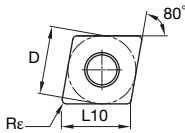
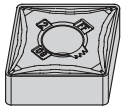
P		●
M		●
K		●
N		○
S		●
H		

Kenloc™ Wendeschneidplatten

CNMG-Wendeschneidplatte • Negativ • CT

ISO Katalognummer	ANSI Katalognummer	D		L10		Rε		
		mm	in	mm	in	mm	in	
CNMG120408CT	CNMG432CT	12,70	1/2	12,90	.508	0,8	1/32	●
CNMG120412CT	CNMG433CT	12,70	1/2	12,90	.508	1,2	3/64	●

KCU10B



- Primär
- Sekundär

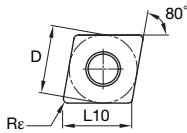
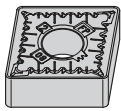
P	●
M	●
K	●
N	○
S	●
H	

Kenloc™ Wendeschneidplatten

CNMG-Wendeschneidplatte • Negativ • FF

ISO Katalognummer	ANSI Katalognummer	D		L10		Rε		
		mm	in	mm	in	mm	in	
CNMG090304FF	CNMG321FF	9,53	3/8	9,67	.381	0,4	1/64	●
CNMG090308FF	CNMG322FF	9,53	3/8	9,67	.381	0,8	1/32	●
CNMG120404FF	CNMG431FF	12,70	1/2	12,90	.508	0,4	1/64	●
CNMG120408FF	CNMG432FF	12,70	1/2	12,90	.508	0,8	1/32	●

KCU10B



- Primär
- Sekundär

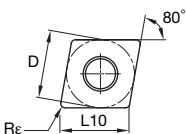
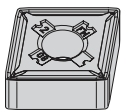
P	●
M	●
K	●
N	○
S	●
H	

Kenloc™ Wendeschneidplatten

CNMG-Wendeschneidplatte • Negativ • FP

ISO Katalognummer	ANSI Katalognummer	D		L10		Rε		
		mm	in	mm	in	mm	in	
CNMG120404FP	CNMG431FP	12,70	1/2	12,90	.508	0,4	1/64	●
CNMG120408FP	CNMG432FP	12,70	1/2	12,90	.508	0,8	1/32	●
CNMG120412FP	CNMG433FP	12,70	1/2	12,90	.508	1,2	3/64	●

KCU10B



- Primär
- Sekundär

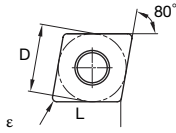
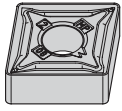
P	●
M	●
K	●
N	○
S	●
H	

Kenloc™ Wendeschneidplatten

CNMG-Wendeschneidplatte • Negativ • FW

ISO Katalognummer	ANSI Katalognummer	D		L10		Rε		
		mm	in	mm	in	mm	in	
CNMG120404FW	CNMG431FW	12,70	1/2	12,90	.508	0,4	1/64	●
CNMG120408FW	CNMG432FW	12,70	1/2	12,90	.508	0,8	1/32	●
CNMG120412FW	CNMG433FW	12,70	1/2	12,90	.508	1,2	3/64	●

KCU10B



- Primär
- Sekundär

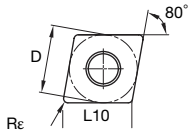
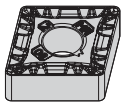
P	Blue	●
M	Yellow	●
K	Red	●
N	Green	○
S	Orange	●
H	Grey	●

Kenloc™ Wendeschneidplatten

CNMG-Wendeschneidplatte • Negativ • MP

ISO Katalognummer	ANSI Katalognummer	D		L10		Rε		
		mm	in	mm	in	mm	in	
CNMG090308MP	CNMG322MP	9,53	3/8	9,67	.381	0,8	1/32	●
CNMG120404MP	CNMG431MP	12,70	1/2	12,90	.508	0,4	1/64	●
CNMG120408MP	CNMG432MP	12,70	1/2	12,90	.508	0,8	1/32	●
CNMG120412MP	CNMG433MP	12,70	1/2	12,90	.508	1,2	3/64	●
CNMG120416MP	CNMG434MP	12,70	1/2	12,90	.508	1,6	1/16	●
CNMG160608MP	CNMG542MP	15,88	5/8	16,12	.635	0,8	1/32	●
CNMG160612MP	CNMG543MP	15,88	5/8	16,12	.635	1,2	3/64	●
CNMG160616MP	CNMG544MP	15,88	5/8	16,12	.635	1,6	1/16	●
CNMG190608MP	CNMG642MP	19,05	3/4	19,34	.762	0,8	1/32	●
CNMG190612MP	CNMG643MP	19,05	3/4	19,34	.762	1,2	3/64	●
CNMG190616MP	CNMG644MP	19,05	3/4	19,34	.762	1,6	1/16	●

KCU10B



- Primär
- Sekundär

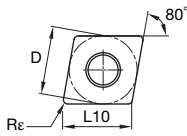
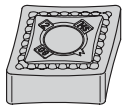
P	Blue	●
M	Yellow	●
K	Red	●
N	Green	○
S	Orange	●
H	Grey	●

Kenloc™ Wendeschneidplatten

CNMG-Wendeschneidplatte • Negativ • MR

ISO Katalognummer	ANSI Katalognummer	D		L10		Rε		
		mm	in	mm	in	mm	in	
CNMG120408MR	CNMG432MR	12,70	1/2	12,90	.508	0,8	1/32	●
CNMG120412MR	CNMG433MR	12,70	1/2	12,90	.508	1,2	3/64	●

KCU10B



- Primär
- Sekundär

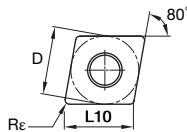
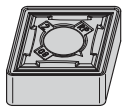
P	Blue	●
M	Yellow	●
K	Red	●
N	Green	○
S	Orange	●
H	Grey	●

Kenloc™ Wendeschneidplatten

CNMG-Wendeschneidplatte • Negativ • MS

ISO Katalognummer	ANSI Katalognummer	D		L10		Rε		
		mm	in	mm	in	mm	in	
CNMG120401MS	CNMG4302MS	12,70	1/2	12,90	.508	0,1	.004	●
CNMG120402MS	CNMG4305MS	12,70	1/2	12,90	.508	0,2	.008	●
CNMG120404MS	CNMG431MS	12,70	1/2	12,90	.508	0,4	1/64	●
CNMG120408MS	CNMG432MS	12,70	1/2	12,90	.508	0,8	1/32	●
CNMG120412MS	CNMG433MS	12,70	1/2	12,90	.508	1,2	3/64	●
CNMG120416MS	CNMG434MS	12,70	1/2	12,90	.508	1,6	1/16	●
CNMG160608MS	CNMG542MS	15,88	5/8	16,12	.635	0,8	1/32	●
CNMG160612MS	CNMG543MS	15,88	5/8	16,12	.635	1,2	.047	●
CNMG190608MS	CNMG642MS	19,05	3/4	19,34	.762	0,8	1/32	●
CNMG190612MS	CNMG643MS	19,05	3/4	19,34	.762	1,2	.047	●
CNMG190616MS	CNMG644MS	19,05	3/4	19,34	.762	1,6	1/16	●

KCU10B



- Primär
- Sekundär

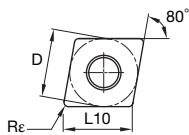
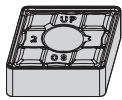
P	Blue	●
M	Yellow	●
K	Red	●
N	Green	○
S	Orange	●
H	Grey	●

Kenloc™ Wendeschneidplatten

CNMG-Wendeschneidplatte • Negativ • RP

ISO Katalognummer	ANSI Katalognummer	D		L10		Rε		
		mm	in	mm	in	mm	in	
CNMG120404RP	CNMG431RP	12,70	1/2	12,90	.508	0,4	1/64	●
CNMG120408RP	CNMG432RP	12,70	1/2	12,90	.508	0,8	1/32	●
CNMG120412RP	CNMG433RP	12,70	1/2	12,90	.508	1,2	3/64	●
CNMG120416RP	CNMG434RP	12,70	1/2	12,90	.508	1,6	1/16	●
CNMG160608RP	CNMG542RP	15,88	5/8	16,12	.635	0,8	1/32	●
CNMG160612RP	CNMG543RP	15,88	5/8	16,12	.635	1,2	3/64	●
CNMG190612RP	CNMG643RP	19,05	3/4	19,34	.762	1,2	3/64	●
CNMG190616RP	CNMG644RP	19,05	3/4	19,34	.762	1,6	1/16	●

KCU10B



- Primär
- Sekundär

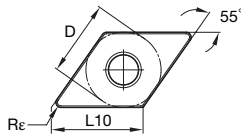
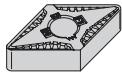
P	●
M	●
K	●
N	○
S	●
H	

Kenloc™ Wendeschneidplatten

CNMG-Wendeschneidplatte • Negativ • UP

ISO Katalognummer	ANSI Katalognummer	D		L10		Rε		
		mm	in	mm	in	mm	in	
CNMG120404UP	CNMG431UP	12,70	1/2	12,90	.508	0,4	1/64	●
CNMG120408UP	CNMG432UP	12,70	1/2	12,90	.508	0,8	1/32	●
CNMG120412UP	CNMG433UP	12,70	1/2	12,90	.508	1,2	3/64	●
CNMG160608UP	CNMG542UP	15,88	5/8	16,12	.635	0,8	1/32	●
CNMG160612UP	CNMG543UP	15,88	5/8	16,12	.635	1,2	3/64	●

KCU10B



- Primär
- Sekundär

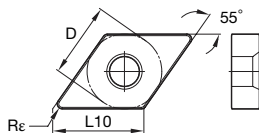
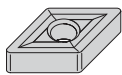
P	●
M	●
K	●
N	○
S	●
H	

Kenloc™ Wendeschneidplatten

DNGG-Wendeschneidplatte • Negativ • FS

ISO Katalognummer	ANSI Katalognummer	D		L10		Rε		
		mm	in	mm	in	mm	in	
DNGG110402FS	DNGG3305FS	9,53	3/8	11,63	.458	0,2	.008	●
DNGG110404FS	DNGG331FS	9,53	3/8	11,63	.458	0,4	1/64	●
DNGG110408FS	DNGG332FS	9,53	3/8	11,63	.458	0,8	1/32	●
DNGG150402FS	DNGG4305FS	12,70	1/2	15,50	.610	0,2	.008	●
DNGG150404FS	DNGG431FS	12,70	1/2	15,50	.610	0,4	1/64	●
DNGG150408FS	DNGG432FS	12,70	1/2	15,50	.610	0,8	1/32	●
DNGG150412FS	DNGG433FS	12,70	1/2	15,50	.610	0,2	3/64	●
DNGG150604FS	DNGG441FS	12,70	1/2	15,50	.610	0,4	1/64	●
DNGG150608FS	DNGG442FS	12,70	1/2	15,50	.610	0,8	1/32	●

KCU10B



- Primär
- Sekundär

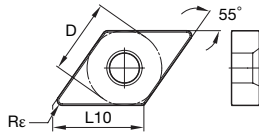
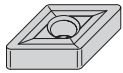
P	●
M	●
K	●
N	○
S	●
H	

Kenloc™ Wendeschneidplatten

DNGP-Wendeschneidplatte • Negativ

ISO Katalognummer	ANSI Katalognummer	D		L10		Rε		
		mm	in	mm	in	mm	in	
DNGP150401	DNGP4302	12,70	1/2	15,50	.610	0,1	.004	●
DNGP150402	DNGP4305	12,70	1/2	15,50	.610	0,2	.008	●
DNGP150404	DNGP431	12,70	1/2	15,50	.610	0,4	1/64	●

KCU10B



Fortsetzung

Kenloc™ Wendeschneidplatten

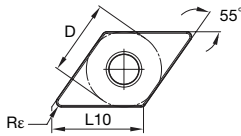
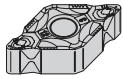
DNGP-Wendeschneidplatte • Negativ

ISO Katalognummer	ANSI Katalognummer	D		L10		Rε		
		mm	in	mm	in	mm	in	
DNGP150408	DNGP432	12,70	1/2	15,50	.610	0,8	1/32	•
DNGP150604	DNGP441	12,70	1/2	15,50	.610	0,4	1/64	•
DNGP150608	DNGP442	12,70	1/2	15,50	.610	0,8	1/32	•

- Primär
- Sekundär

P	•
M	•
K	•
N	○
S	•
H	

KCU10B



Kenloc™ Wendeschneidplatten

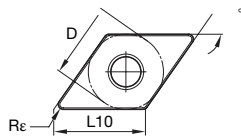
DNMG-Wendeschneidplatte • Negativ • CT

ISO Katalognummer	ANSI Katalognummer	D		L10		Rε		
		mm	in	mm	in	mm	in	
DNMG150408CT	DNMG432CT	12,70	1/2	15,50	.610	0,8	1/32	•
DNMG150412CT	DNMG433CT	12,70	1/2	15,50	.610	1,2	3/64	•
DNMG150608CT	DNMG442CT	12,70	1/2	15,50	.610	0,8	1/32	•
DNMG150612CT	DNMG443CT	12,70	1/2	15,50	.610	1,2	3/64	•

- Primär
- Sekundär

P	•
M	•
K	•
N	○
S	•
H	

KCU10B



Kenloc™ Wendeschneidplatten

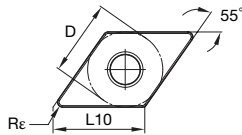
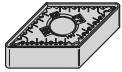
DNMG-Wendeschneidplatte • Negativ • FF

ISO Katalognummer	ANSI Katalognummer	D		L10		Rε		
		mm	in	mm	in	mm	in	
DNMG110404FF	DNMG331FF	9,53	3/8	11,63	.458	0,4	1/64	•
DNMG110408FF	DNMG332FF	9,53	3/8	11,63	.458	0,8	1/32	•
DNMG150404FF	DNMG431FF	12,70	1/2	15,50	.610	0,4	1/64	•
DNMG150604FF	DNMG441FF	12,70	1/2	15,50	.610	0,4	1/64	•
DNMG150608FF	DNMG442FF	12,70	1/2	15,50	.610	0,8	1/32	•
DNMG150408FF	DNMG432FF	12,70	1/2	15,50	.610	0,8	1/32	•

- Primär
- Sekundär

P	•
M	•
K	•
N	○
S	•
H	

KCU10B



- Primär
- Sekundär

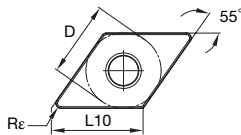
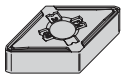
P	●
M	●
K	●
N	○
S	●
H	

Kenloc™ Wendeschneidplatten

DNMG-Wendeschneidplatte • Negativ • FP

ISO Katalognummer	ANSI Katalognummer	D		L10		Rε		
		mm	in	mm	in	mm	in	
DNMG110404FP	DNMG331FP	9,53	3/8	11,63	.458	0,4	1/64	●
DNMG110408FP	DNMG332FP	9,53	3/8	11,63	.458	0,8	1/32	●
DNMG150404FP	DNMG431FP	12,70	1/2	15,50	.610	0,4	1/64	●
DNMG150408FP	DNMG432FP	12,70	1/2	15,50	.610	0,8	1/32	●
DNMG150412FP	DNMG433FP	12,70	1/2	15,50	.610	1,2	3/64	●
DNMG150604FP	DNMG441FP	12,70	1/2	15,50	.610	0,4	1/64	●
DNMG150608FP	DNMG442FP	12,70	1/2	15,50	.610	0,8	1/32	●
DNMG150612FP	DNMG443FP	12,70	1/2	15,50	.610	1,2	3/64	●

KCU10B



- Primär
- Sekundär

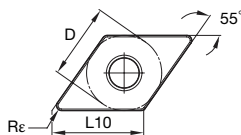
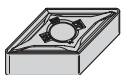
P	●
M	●
K	●
N	○
S	●
H	

Kenloc™ Wendeschneidplatten

DNMG-Wendeschneidplatte • Negativ • FW

ISO Katalognummer	ANSI Katalognummer	D		L10		Rε		
		mm	in	mm	in	mm	in	
DNMG110404FW	DNMG331FW	9,53	3/8	11,63	.458	0,4	1/64	●
DNMG150404FW	DNMG431FW	12,70	1/2	15,50	.610	0,4	1/64	●
DNMG150408FW	DNMG432FW	12,70	1/2	15,50	.610	0,8	1/32	●
DNMG150604FW	DNMG441FW	12,70	1/2	15,50	.610	0,4	1/64	●
DNMG150608FW	DNMG442FW	12,70	1/2	15,50	.610	0,8	1/32	●

KCU10B



- Primär
- Sekundär

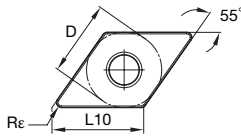
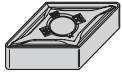
P	●
M	●
K	●
N	○
S	●
H	

Kenloc™ Wendeschneidplatten

DNMG-Wendeschneidplatte • Negativ • MP

ISO Katalognummer	ANSI Katalognummer	D		L10		Rε		
		mm	in	mm	in	mm	in	
DNMG110404MP	DNMG331MP	9,53	3/8	11,63	.458	0,4	1/64	●
DNMG110408MP	DNMG332MP	9,53	3/8	11,63	.458	0,8	1/32	●
DNMG150404MP	DNMG431MP	12,70	1/2	15,50	.610	0,4	1/64	●

KCU10B



Fortsetzung

Kenloc™ Wendeschneidplatten

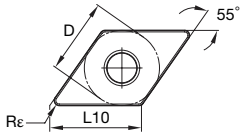
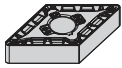
DNMG-Wendeschneidplatte • Negativ • MP

ISO Katalognummer	ANSI Katalognummer	D		L10		Rε		
		mm	in	mm	in	mm	in	
DNMG150408MP	DNMG432MP	12,70	1/2	15,50	.610	0,8	1/32	•
DNMG150412MP	DNMG433MP	12,70	1/2	15,50	.610	1,2	3/64	•
DNMG150604MP	DNMG441MP	12,70	1/2	15,50	.610	0,4	1/64	•
DNMG150608MP	DNMG442MP	12,70	1/2	15,50	.610	0,8	1/32	•
DNMG150612MP	DNMG443MP	12,70	1/2	15,50	.610	1,2	3/64	•

- Primär
- Sekundär

P	•
M	•
K	•
N	○
S	•
H	

KCU10B



Kenloc™ Wendeschneidplatten

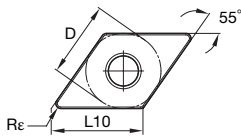
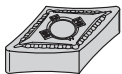
DNMG-Wendeschneidplatte • Negativ • MR

ISO Katalognummer	ANSI Katalognummer	D		L10		Rε		
		mm	in	mm	in	mm	in	
DNMG150408MR	DNMG432MR	12,70	1/2	15,50	.610	0,8	1/32	•
DNMG150412MR	DNMG433MR	12,70	1/2	15,50	.610	1,2	3/64	•
DNMG150608MR	DNMG442MR	12,70	1/2	15,50	.610	0,8	1/32	•
DNMG150612MR	DNMG443MR	12,70	1/2	15,50	.610	1,2	3/64	•

- Primär
- Sekundär

P	•
M	•
K	•
N	○
S	•
H	

KCU10B



Kenloc™ Wendeschneidplatten

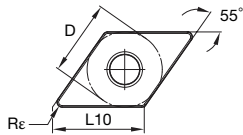
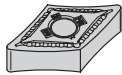
DNMG-Wendeschneidplatte • Negativ • MS

ISO Katalognummer	ANSI Katalognummer	D		L10		Rε		
		mm	in	mm	in	mm	in	
DNMG110404MS	DNMG331MS	9,53	3/8	11,63	.458	0,4	1/64	•
DNMG110408MS	DNMG332MS	9,53	3/8	11,63	.458	0,8	1/32	•
DNMG150401MS	DNMG4302MS	12,70	1/2	15,50	.610	0,1	.004	•
DNMG150402MS	DNMG4305MS	12,70	1/2	15,50	.610	0,2	.008	•
DNMG150404MS	DNMG431MS	12,70	1/2	15,50	.610	0,4	1/64	•
DNMG150408MS	DNMG432MS	12,70	1/2	15,50	.610	0,8	1/32	•

- Primär
- Sekundär

P	•
M	•
K	•
N	○
S	•
H	

KCU10B



Fortsetzung

Kenloc™ Wendeschneidplatten

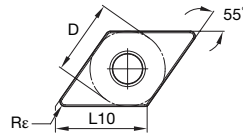
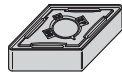
DNMG-Wendeschneidplatte • Negativ • MS

- Primär
- Sekundär

P	●
M	●
K	●
N	○
S	●
H	

KCU10B

ISO Katalognummer	ANSI Katalognummer	D		L10		Rε		
		mm	in	mm	in	mm	in	
DNMG150412MS	DNMG433MS	12,70	1/2	15,50	.610	1,2	3/64	●
DNMG150604MS	DNMG441MS	12,70	1/2	15,50	.610	0,4	1/64	●
DNMG150608MS	DNMG442MS	12,70	1/2	15,50	.610	0,8	1/32	●
DNMG150612MS	DNMG443MS	12,70	1/2	15,50	.610	1,2	3/64	●



- Primär
- Sekundär

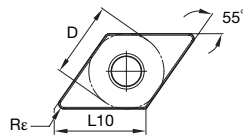
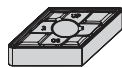
P	●
M	●
K	●
N	○
S	●
H	

KCU10B

Kenloc™ Wendeschneidplatten

DNMG-Wendeschneidplatte • Negativ • RP

ISO Katalognummer	ANSI Katalognummer	D		L10		Rε		
		mm	in	mm	in	mm	in	
DNMG110408RP	DNMG332RP	9,53	3/8	11,63	.458	0,8	1/32	●
DNMG150408RP	DNMG432RP	12,70	1/2	15,50	.610	0,8	1/32	●
DNMG150412RP	DNMG433RP	12,70	1/2	15,50	.610	1,2	3/64	●
DNMG150608RP	DNMG442RP	12,70	1/2	15,50	.610	0,8	1/32	●
DNMG150612RP	DNMG443RP	12,70	1/2	15,50	.610	1,2	3/64	●
DNMG150416RP	DNMG434RP	12,70	1/2	15,50	.610	1,6	1/16	●



- Primär
- Sekundär

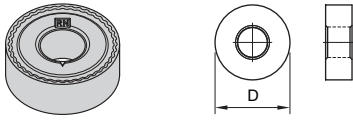
P	●
M	●
K	●
N	○
S	●
H	

KCU10B

Kenloc™ Wendeschneidplatten

DNMG-Wendeschneidplatte • Negativ • UP

ISO Katalognummer	ANSI Katalognummer	D		L10		Rε		
		mm	in	mm	in	mm	in	
DNMG150408UP	DNMG432UP	12,70	1/2	15,50	.610	0,8	1/32	●
DNMG150412UP	DNMG433UP	12,70	1/2	15,50	.610	1,2	3/64	●
DNMG150608UP	DNMG442UP	12,70	1/2	15,50	.610	0,8	1/32	●
DNMG150612UP	DNMG443UP	12,70	1/2	15,50	.610	1,2	3/64	●



- Primär
- Sekundär

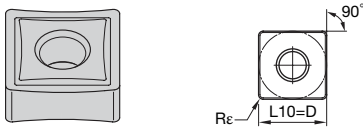
P	●
M	●
K	●
N	○
S	●
H	●

Kenloc™ Wendeschneidplatten

RNMG-Wendeschneidplatte • Negativ • RN

ISO	ANSI	D		L10		Rε		● Primär ○ Sekundär
Katalognummer	Katalognummer	mm	in	mm	in	mm	in	
RNMG120400RN	RNMG43RN	12,70	1/2	-	-	-	-	●
RNMG190600RN	RNMG64RN	19,05	3/4	-	-	-	-	●

KCU10B



- Primär
- Sekundär

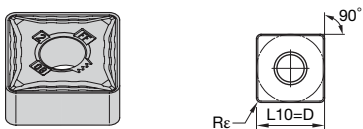
P	●
M	●
K	●
N	○
S	●
H	●

Kenloc™ Wendeschneidplatten

SNGP-Wendeschneidplatte • Negativ

ISO	ANSI	D		L10		Rε		● Primär ○ Sekundär
Katalognummer	Katalognummer	mm	in	mm	in	mm	in	
SNGP120404	SNGP431	12,70	1/2	12,70	.500	0,4	1/64	●
SNGP120408	SNGP432	12,70	1/2	12,70	.500	0,8	1/32	●

KCU10B



- Primär
- Sekundär

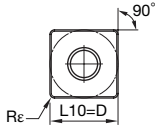
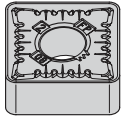
P	●
M	●
K	●
N	○
S	●
H	●

Kenloc™ Wendeschneidplatten

SNMG-Wendeschneidplatte • Negativ • FF

ISO	ANSI	D		L10		Rε		● Primär ○ Sekundär
Katalognummer	Katalognummer	mm	in	mm	in	mm	in	
SNMG090304FF	SNMG321FF	9,53	3/8	9,53	.375	0,4	1/64	●
SNMG090308FF	SNMG322FF	9,53	3/8	9,53	.375	0,8	1/32	●
SNMG120404FF	SNMG431FF	12,70	1/2	12,70	.500	0,4	1/64	●
SNMG120408FF	SNMG432FF	12,70	1/2	12,70	.500	0,8	1/32	●

KCU10B



- Primär
- Sekundär

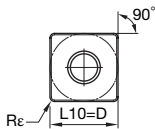
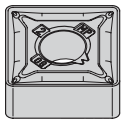
P	●
M	●
K	●
N	○
S	●
H	

Kenloc™ Wendeschneidplatten

SNMG-Wendeschneidplatte • Negativ • FP

ISO Katalognummer	ANSI Katalognummer	D		L10		Rε		
		mm	in	mm	in	mm	in	
SNMG120404FP	SNMG431FP	12,70	1/2	12,70	.500	0,4	1/64	●
SNMG120408FP	SNMG432FP	12,70	1/2	12,70	.500	0,8	1/32	●

KCU10B



- Primär
- Sekundär

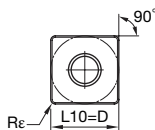
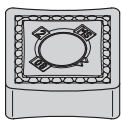
P	●
M	●
K	●
N	○
S	●
H	

Kenloc™ Wendeschneidplatten

SNMG-Wendeschneidplatte • Negativ • MP

ISO Katalognummer	ANSI Katalognummer	D		L10		Rε		
		mm	in	mm	in	mm	in	
SNMG120408MP	SNMG432MP	12,70	1/2	12,70	.500	0,8	1/32	●
SNMG120412MP	SNMG433MP	12,70	1/2	12,70	.500	1,2	3/64	●
SNMG150608MP	SNMG542MP	15,88	5/8	15,88	.625	0,8	1/32	●
SNMG150612MP	SNMG543MP	15,88	5/8	15,88	.625	1,2	3/64	●
SNMG190616MP	SNMG644MP	19,05	3/4	19,05	.750	1,6	1/16	●

KCU10B



- Primär
- Sekundär

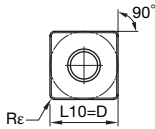
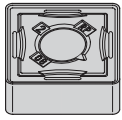
P	●
M	●
K	●
N	○
S	●
H	

Kenloc™ Wendeschneidplatten

SNMG-Wendeschneidplatte • Negativ • MS

ISO Katalognummer	ANSI Katalognummer	D		L10		Rε		
		mm	in	mm	in	mm	in	
SNMG120408MS	SNMG432MS	12,70	1/2	12,70	.500	0,8	1/32	●
SNMG120412MS	SNMG433MS	12,70	1/2	12,70	.500	1,2	3/64	●

KCU10B



- Primär
- Sekundär

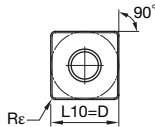
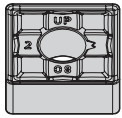
P	●
M	●
K	●
N	○
S	●
H	

Kenloc™ Wendeschneidplatten

SNMG-Wendeschneidplatte • Negativ • RP

ISO Katalognummer	ANSI Katalognummer	D		L10		Rε		
		mm	in	mm	in	mm	in	
SNMG120408RP	SNMG432RP	12,70	1/2	12,70	.500	0,8	1/32	●
SNMG120412RP	SNMG433RP	12,70	1/2	12,70	.500	1,2	3/64	●
SNMG120416RP	SNMG434RP	12,70	1/2	12,70	.500	1,6	1/16	●
SNMG150612RP	SNMG543RP	15,88	5/8	15,88	.625	1,2	3/64	●
SNMG190612RP	SNMG643RP	19,05	3/4	19,05	.750	1,2	3/64	●
SNMG190616RP	SNMG644RP	19,05	3/4	19,05	.750	1,6	1/16	●

KCU10B



- Primär
- Sekundär

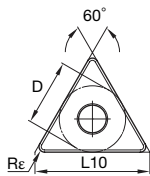
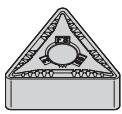
P	●
M	●
K	●
N	○
S	●
H	

Kenloc™ Wendeschneidplatten

SNMG-Wendeschneidplatte • Negativ • UP

ISO Katalognummer	ANSI Katalognummer	D		L10		Rε		
		mm	in	mm	in	mm	in	
SNMG120408UP	SNMG432UP	12,70	1/2	12,70	.500	0,8	1/32	●
SNMG120412UP	SNMG433UP	12,70	1/2	12,70	.500	1,2	3/64	●
SNMG150608UP	SNMG542UP	15,88	5/8	15,88	.625	0,8	1/32	●
SNMG150612UP	SNMG543UP	15,88	5/8	15,88	.625	1,2	3/64	●

KCU10B



- Primär
- Sekundär

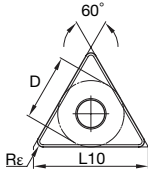
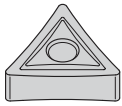
P	●
M	●
K	●
N	○
S	●
H	

Kenloc™ Wendeschneidplatten

TNGG-Wendeschneidplatte • Negativ • FS

ISO Katalognummer	ANSI Katalognummer	D		L10		Rε		
		mm	in	mm	in	mm	in	
TNGG160404FS	TNGG331FS	9,53	3/8	16,50	.620	0,4	1/64	●
TNGG160408FS	TNGG332FS	9,53	3/8	16,50	.650	0,8	1/32	●
TNGG220408FS	TNGG432FS	12,70	1/2	22,00	.866	0,8	1/32	●
TNGG220412FS	TNGG433FS	12,70	1/2	22,00	.866	1,2	3/64	●

KCU10B



- Primär
- Sekundär

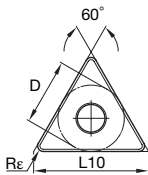
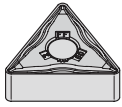
P	●
M	●
K	●
N	○
S	●
H	

Kenloc™ Wendeschneidplatten

TNGP-Wendeschneidplatte • Negativ

ISO Katalognummer	ANSI Katalognummer	D		L10		Rε		
		mm	in	mm	in	mm	in	
TNGP160402	TNGP3305	9,53	3/8	16,50	.650	0,2	.008	●
TNGP160404	TNGP331	9,53	3/8	16,50	.650	0,4	1/64	●
TNGP160408	TNGP332	9,53	3/8	16,50	.650	0,8	1/32	●

KCU10B



- Primär
- Sekundär

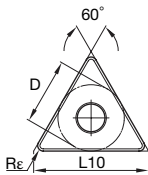
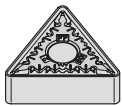
P	●
M	●
K	●
N	○
S	●
H	

Kenloc™ Wendeschneidplatten

TNMG-Wendeschneidplatte • Negativ • FF

ISO Katalognummer	ANSI Katalognummer	D		L10		Rε		
		mm	in	mm	in	mm	in	
TNMG110304FF	TNMG221FF	6,35	1/4	11,00	.433	0,4	1/64	●
TNMG160404FF	TNMG331FF	9,53	3/8	16,50	.650	0,4	1/64	●
TNMG160408FF	TNMG332FF	9,53	3/8	16,50	.650	0,8	1/32	●

KCU10B



- Primär
- Sekundär

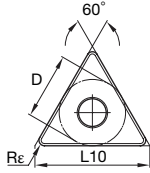
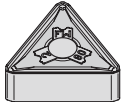
P	●
M	●
K	●
N	○
S	●
H	

Kenloc™ Wendeschneidplatten

TNMG-Wendeschneidplatte • Negativ • FP

ISO Katalognummer	ANSI Katalognummer	D		L10		Rε		
		mm	in	mm	in	mm	in	
TNMG160404FP	TNMG331FP	9,53	3/8	16,50	.650	0,4	1/64	●
TNMG160408FP	TNMG332FP	9,53	3/8	16,50	.650	0,8	1/32	●
TNMG160412FP	TNMG333FP	9,53	3/8	16,50	.650	1,2	3/64	●
TNMG220404FP	TNMG431FP	12,70	1/2	22,00	.866	0,4	1/64	●
TNMG220408FP	TNMG432FP	12,70	1/2	22,00	.866	0,8	1/32	●

KCU10B



- Primär
- Sekundär

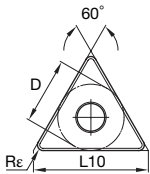
P	●
M	●
K	●
N	○
S	●
H	

Kenloc™ Wendeschneidplatten

TNMG-Wendeschneidplatte • Negativ • FW

ISO	ANSI	D		L10		Rε		● Primär ○ Sekundär
Katalognummer	Katalognummer	mm	in	mm	in	mm	in	
TNMG160404FW	TNMG331FW	9,53	3/8	16,50	.650	0,4	1/64	●

KCU10B



- Primär
- Sekundär

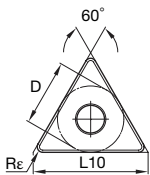
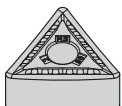
P	●
M	●
K	●
N	○
S	●
H	

Kenloc™ Wendeschneidplatten

TNMG-Wendeschneidplatte • Negativ • MP

ISO	ANSI	D		L10		Rε		● Primär ○ Sekundär
Katalognummer	Katalognummer	mm	in	mm	in	mm	in	
TNMG160404MP	TNMG331MP	9,53	3/8	16,50	.650	0,4	1/64	●
TNMG160408MP	TNMG332MP	9,53	3/8	16,50	.650	0,8	1/32	●
TNMG160412MP	TNMG333MP	9,53	3/8	16,50	.650	1,2	3/64	●
TNMG220408MP	TNMG432MP	12,70	1/2	22,00	.866	0,8	1/32	●
TNMG220412MP	TNMG433MP	12,70	1/2	22,00	.866	1,2	3/64	●
TNMG220416MP	TNMG434MP	12,70	1/2	22,00	.866	1,6	1/16	●

KCU10B



- Primär
- Sekundär

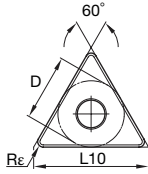
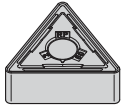
P	●
M	●
K	●
N	○
S	●
H	

Kenloc™ Wendeschneidplatten

TNMG-Wendeschneidplatte • Negativ • MS

ISO	ANSI	D		L10		Rε		● Primär ○ Sekundär
Katalognummer	Katalognummer	mm	in	mm	in	mm	in	
TNMG160402MS	TNMG3305MS	9,53	3/8	16,50	.650	0,2	.008	●
TNMG160404MS	TNMG331MS	9,53	3/8	16,50	.650	0,4	1/64	●
TNMG160408MS	TNMG332MS	9,53	3/8	16,50	.650	0,8	1/32	●
TNMG220404MS	TNMG431MS	12,70	1/2	22,00	.866	0,4	1/64	●
TNMG220408MS	TNMG432MS	12,70	1/2	22,00	.866	0,8	1/32	●
TNMG220412MS	TNMG433MS	12,70	1/2	22,00	.866	1,2	3/64	●

KCU10B



- Primär
- Sekundär

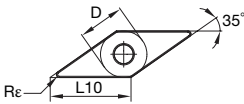
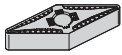
P	●
M	●
K	●
N	○
S	●
H	

Kenloc™ Wendeschneidplatten

TNMG-Wendeschneidplatte • Negativ • RP

ISO Katalognummer	ANSI Katalognummer	D		L10		Rε		
		mm	in	mm	in	mm	in	
TNMG160408RP	TNMG332RP	9,53	3/8	16,50	.650	0,8	1/32	●
TNMG160412RP	TNMG333RP	9,53	3/8	16,50	.650	1,2	3/64	●
TNMG220408RP	TNMG432RP	12,70	1/2	22,00	.866	0,8	1/32	●
TNMG220412RP	TNMG433RP	12,70	1/2	22,00	.866	1,2	3/64	●
TNMG220432RP	TNMG438RP	12,70	1/2	22,00	.866	3,2	1/8	●
TNMG270612RP	TNMG543RP	15,88	5/8	27,50	1.083	1,2	3/64	●
TNMG330924RP	TNMG666RP	19,05	3/4	33,00	1.299	2,4	3/32	●

KCU10B



- Primär
- Sekundär

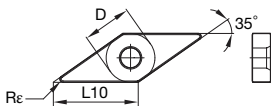
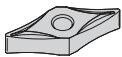
P	●
M	●
K	●
N	○
S	●
H	

Kenloc™ Wendeschneidplatten

VNGG-Wendeschneidplatte • Negativ • FS

ISO Katalognummer	ANSI Katalognummer	D		L10		Rε		
		mm	in	mm	in	mm	in	
VNGG160401FS	VNGG3302FS	9,53	3/8	16,61	.654	0,1	.004	●
VNGG160402FS	VNGG3305FS	9,53	3/8	16,61	.654	0,2	.008	●
VNGG160404FS	VNGG331FS	9,53	3/8	16,61	.654	0,4	1/64	●
VNGG160408FS	VNGG332FS	9,53	3/8	16,61	.654	0,8	1/32	●

KCU10B



- Primär
- Sekundär

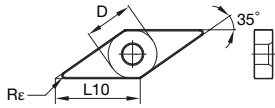
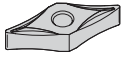
P	●
M	●
K	●
N	○
S	●
H	

Kenloc™ Wendeschneidplatten

VNGP-Wendeschneidplatte • Negativ

ISO Katalognummer	ANSI Katalognummer	D		L10		Rε		
		mm	in	mm	in	mm	in	
VNGP160401	VNGP3302	9,53	3/8	16,61	.654	0,1	.004	●
VNGP160402	VNGP3305	9,53	3/8	16,61	.654	0,2	.008	●
VNGP160404	VNGP331	9,53	3/8	16,61	.654	0,4	1/64	●

KCU10B



Fortsetzung

Kenloc™ Wendeschneidplatten

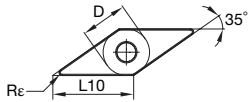
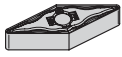
VNGP-Wendeschneidplatte • Negativ

ISO Katalognummer	ANSI Katalognummer	D		L10		Rε		
		mm	in	mm	in	mm	in	
VNGP160408	VNGP332	9,53	3/8	16,61	.654	0,8	1/32	•
VNGP220404	VNGP431	12,70	1/2	22,14	.872	0,4	1/64	•
VNGP220408	VNGP432	12,70	1/2	22,14	.872	0,8	1/32	•

- Primär
- Sekundär

P	•
M	•
K	•
N	○
S	•
H	

KCU10B



Kenloc™ Wendeschneidplatten

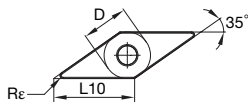
VNMG-Wendeschneidplatte • Negativ • FF

ISO Katalognummer	ANSI Katalognummer	D		L10		Rε		
		mm	in	mm	in	mm	in	
VNMG160404FF	VNMG331FF	9,53	3/8	16,61	.654	0,4	1/64	•
VNMG160408FF	VNMG332FF	9,53	3/8	16,61	.654	0,8	1/32	•

- Primär
- Sekundär

P	•
M	•
K	•
N	○
S	•
H	

KCU10B



Kenloc™ Wendeschneidplatten

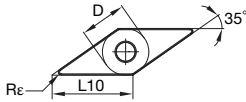
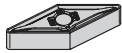
VNMG-Wendeschneidplatte • Negativ • FP

ISO Katalognummer	ANSI Katalognummer	D		L10		Rε		
		mm	in	mm	in	mm	in	
VNMG160404FP	VNMG331FP	9,53	3/8	16,61	.654	0,4	1/64	•
VNMG160408FP	VNMG332FP	9,53	3/8	16,61	.654	0,8	1/32	•

- Primär
- Sekundär

P	•
M	•
K	•
N	○
S	•
H	

KCU10B



- Primär
- Sekundär

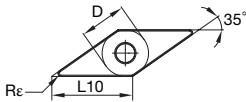
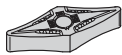
P	●
M	●
K	●
N	○
S	●
H	

Kenloc™ Wendeschneidplatten

VNMG-Wendeschneidplatte • Negativ • MP

ISO Katalognummer	ANSI Katalognummer	D		L10		Rε		
		mm	in	mm	in	mm	in	
VNMG160404MP	VNMG331MP	9,53	3/8	16,61	.654	0,4	1/64	●
VNMG160408MP	VNMG332MP	9,53	3/8	16,61	.654	0,8	1/32	●
VNMG160412MP	VNMG333MP	9,53	3/8	16,61	.654	1,2	3/64	●

KCU10B



- Primär
- Sekundär

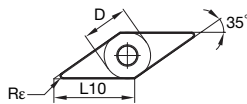
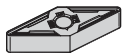
P	●
M	●
K	●
N	○
S	●
H	

Kenloc™ Wendeschneidplatten

VNMG-Wendeschneidplatte • Negativ • MS

ISO Katalognummer	ANSI Katalognummer	D		L10		Rε		
		mm	in	mm	in	mm	in	
VNMG160401MS	VNMG3302MS	9,53	3/8	16,61	.654	0,1	.004	●
VNMG160402MS	VNMG3305MS	9,53	3/8	16,61	.654	0,2	.008	●
VNMG160404MS	VNMG331MS	9,53	3/8	16,61	.654	0,4	1/64	●
VNMG160408MS	VNMG332MS	9,53	3/8	16,61	.654	0,8	1/32	●
VNMG220404MS	VNMG431MS	12,70	1/2	22,14	.872	0,4	1/64	●
VNMG220408MS	VNMG432MS	12,70	1/2	22,14	.872	0,8	1/32	●

KCU10B



- Primär
- Sekundär

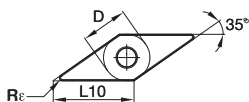
P	●
M	●
K	●
N	○
S	●
H	

Kenloc™ Wendeschneidplatten

VNMG-Wendeschneidplatte • Negativ • RP

ISO Katalognummer	ANSI Katalognummer	D		L10		Rε		
		mm	in	mm	in	mm	in	
VNMG160408RP	VNMG332RP	9,53	3/8	16,61	.654	0,8	1/32	●
VNMG160412RP	VNMG333RP	9,53	3/8	16,61	.654	1,2	3/64	●

KCU10B



- Primär
- Sekundär

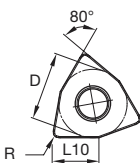
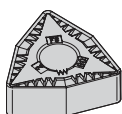
P	●
M	●
K	●
N	○
S	●
H	

Kenloc™ Wendeschneidplatten

VNMG-Wendeschneidplatte • Negativ • UP

ISO	ANSI	D		L10		Rε		● Primär ○ Sekundär
Katalognummer	Katalognummer	mm	in	mm	in	mm	in	
VNMG160404UP	VNMG331UP	9,53	3/8	16,61	.654	0,4	1/64	●
VNMG160408UP	VNMG332UP	9,53	3/8	16,61	.654	0,8	1/32	●

KCU10B



- Primär
- Sekundär

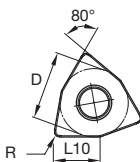
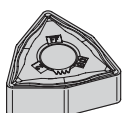
P	●
M	●
K	●
N	○
S	●
H	

Kenloc™ Wendeschneidplatten

WNGG-Wendeschneidplatte • Negativ • FS

ISO	ANSI	D		L10		Rε		● Primär ○ Sekundär
Katalognummer	Katalognummer	mm	in	mm	in	mm	in	
WNGG080404FS	WNGG431FS	12,70	1/2	8,69	.342	0,4	1/64	●
WNGG080408FS	WNGG432FS	12,70	1/2	8,69	.342	0,8	1/32	●

KCU10B



- Primär
- Sekundär

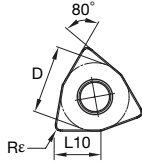
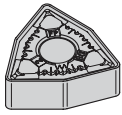
P	●
M	●
K	●
N	○
S	●
H	

Kenloc™ Wendeschneidplatten

WNMG-Wendeschneidplatte • Negativ • FF

ISO	ANSI	D		L10		Rε		● Primär ○ Sekundär
Katalognummer	Katalognummer	mm	in	mm	in	mm	in	
WNMG060404FF	WNMG331FF	9,53	3/8	6,52	.257	0,4	1/64	●
WNMG060408FF	WNMG332FF	9,53	3/8	6,52	.257	0,8	1/32	●
WNMG080404FF	WNMG431FF	12,70	1/2	8,69	.342	0,4	1/64	●
WNMG080408FF	WNMG432FF	12,70	1/2	8,69	.342	0,8	1/32	●

KCU10B



- Primär
- Sekundär

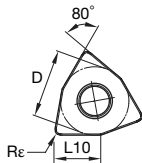
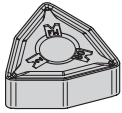
P	●
M	●
K	●
N	○
S	●
H	

Kenloc™ Wendeschneidplatten

WNMG-Wendeschneidplatte • Negativ • FP

ISO Katalognummer	ANSI Katalognummer	D		L10		Rε		
		mm	in	mm	in	mm	in	
WNMG060404FP	WNMG331FP	9,53	3/8	6,52	.257	0,4	1/64	●
WNMG060408FP	WNMG332FP	9,53	3/8	6,52	.257	0,8	1/32	●
WNMG080412FP	WNMG433FP	12,70	1/2	8,69	.342	1,2	3/64	●
WNMG080404FP	WNMG431FP	12,70	1/2	8,69	.342	0,4	1/64	●
WNMG080408FP	WNMG432FP	12,70	1/2	8,69	.342	0,8	1/32	●

KCU10B



- Primär
- Sekundär

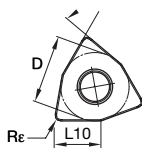
P	●
M	●
K	●
N	○
S	●
H	

Kenloc™ Wendeschneidplatten

WNMG-Wendeschneidplatte • Negativ • FW

ISO Katalognummer	ANSI Katalognummer	D		L10		Rε		
		mm	in	mm	in	mm	in	
WNMG060404FW	WNMG331FW	9,53	3/8	6,52	.257	0,4	1/64	●
WNMG060408FW	WNMG332FW	9,53	3/8	6,52	.257	0,8	1/32	●
WNMG080408FW	WNMG432FW	12,70	1/2	8,69	.342	0,8	1/32	●

KCU10B



- Primär
- Sekundär

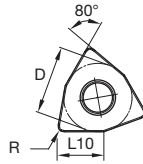
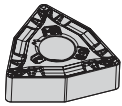
P	●
M	●
K	●
N	○
S	●
H	

Kenloc™ Wendeschneidplatten

WNMG-Wendeschneidplatte • Negativ • MP

ISO Katalognummer	ANSI Katalognummer	D		L10		Rε		
		mm	in	mm	in	mm	in	
WNMG060404MP	WNMG331MP	9,53	3/8	6,52	.257	0,4	1/64	●
WNMG060408MP	WNMG332MP	9,53	3/8	6,52	.257	0,8	1/32	●
WNMG080408MP	WNMG432MP	12,70	1/2	8,69	.342	0,8	1/32	●
WNMG080412MP	WNMG433MP	12,70	1/2	8,69	.342	1,2	3/64	●

KCU10B



- Primär
- Sekundär

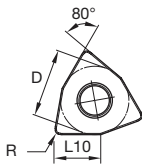
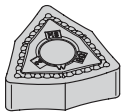
P	●
M	●
K	●
N	○
S	●
H	

KCU10B

Kenloc™ Wendeschneidplatten

WNMG-Wendeschneidplatte • Negativ • MR

ISO Katalognummer	ANSI Katalognummer	D		L10		Rε		
		mm	in	mm	in	mm	in	
WNMG080408MR	WNMG432MR	12,70	1/2	8,69	.342	0,8	1/32	●
WNMG080412MR	WNMG433MR	12,70	1/2	8,69	.342	1,2	3/64	●



- Primär
- Sekundär

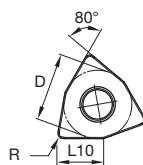
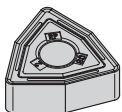
P	●
M	●
K	●
N	○
S	●
H	

KCU10B

Kenloc™ Wendeschneidplatten

WNMG-Wendeschneidplatte • Negativ • MS

ISO Katalognummer	ANSI Katalognummer	D		L10		Rε		
		mm	in	mm	in	mm	in	
WNMG060408MS	WNMG332MS	9,53	3/8	6,52	.257	0,8	1/32	●
WNMG080401MS	WNMG4302MS	12,70	1/2	8,69	.342	0,1	.004	●
WNMG080402MS	WNMG4305MS	12,70	1/2	8,69	.342	0,2	.008	●
WNMG080404MS	WNMG431MS	12,70	1/2	8,69	.342	0,4	1/64	●
WNMG080408MS	WNMG432MS	12,70	1/2	8,69	.342	0,8	1/32	●



- Primär
- Sekundär

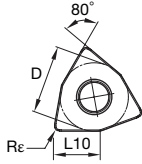
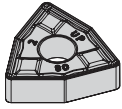
P	●
M	●
K	●
N	○
S	●
H	

KCU10B

Kenloc™ Wendeschneidplatten

WNMG-Wendeschneidplatte • Negativ • RP

ISO Katalognummer	ANSI Katalognummer	D		L10		Rε		
		mm	in	mm	in	mm	in	
WNMG060408RP	WNMG332RP	9,53	3/8	6,52	.257	0,8	1/32	●
WNMG080408RP	WNMG432RP	12,70	1/2	8,69	.342	0,8	1/32	●
WNMG080412RP	WNMG433RP	12,70	1/2	8,69	.342	1,2	3/64	●



- Primär
- Sekundär

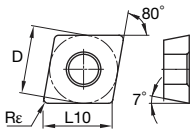
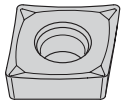
P	●
M	●
K	●
N	○
S	●
H	●

Kenloc™ Wendeschneidplatten

WNMG-Wendeschneidplatte • Negativ • UP

ISO Katalognummer	ANSI Katalognummer	D		L10		Rε		
		mm	in	mm	in	mm	in	
WNMG080408UP	WNMG432UP	12,70	1/2	8,69	.342	0,8	1/32	●
WNMG080412UP	WNMG433UP	12,70	1/2	8,69	.342	1,2	3/64	●

KCU10B



- Primär
- Sekundär

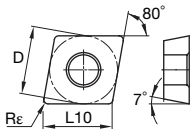
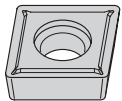
P	●
M	●
K	●
N	○
S	●
H	●

Screw-On Wendeschneidplatten

CCGT-Wendeschneidplatte • Positiv • HP

ISO Katalognummer	ANSI Katalognummer	D		L10		Rε		
		mm	in	mm	in	mm	in	
CCGT060202HP	CCGT21505HP	6,35	1/4	6,45	.254	0,2	.008	●
CCGT060204HP	CCGT2151HP	6,35	1/4	6,45	.254	0,4	1/64	●
CCGT060208HP	CCGT2152HP	6,35	1/4	6,45	.254	0,8	1/32	●
CCGT09T302HP	CCGT32505HP	9,53	3/8	9,67	.381	0,2	.008	●
CCGT09T304HP	CCGT3251HP	9,53	3/8	9,67	.381	0,4	1/64	●
CCGT09T308HP	CCGT3252HP	9,53	3/8	9,67	.381	0,8	1/32	●
CCGT120402HP	CCGT4305HP	12,70	1/2	12,90	.508	0,2	.008	●
CCGT120404HP	CCGT431HP	12,70	1/2	12,90	.508	0,4	1/64	●
CCGT120408HP	CCGT432HP	12,70	1/2	12,90	.508	0,8	1/32	●

KCU10B



- Primär
- Sekundär

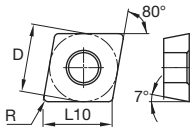
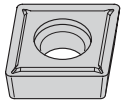
P	●
M	●
K	●
N	○
S	●
H	●

Screw-On Wendeschneidplatten

CCGT-Wendeschneidplatte • Positiv • LF

ISO Katalognummer	ANSI Katalognummer	D		L10		Rε		
		mm	in	mm	in	mm	in	
CCGT060201LF	CCGT21502LF	6,35	1/4	6,45	.254	0,1	.004	●
CCGT060202LF	CCGT21505LF	6,35	1/4	6,45	.254	0,2	.008	●
CCGT060204LF	CCGT2151LF	6,35	1/4	6,45	.254	0,4	1/64	●
CCGT060208LF	CCGT2152LF	6,35	1/4	6,45	.254	0,8	1/32	●
CCGT09T301LF	CCGT32502LF	9,53	3/8	9,67	.381	0,1	.004	●

KCU10B



Fortsetzung

Screw-On Wendeschneidplatten

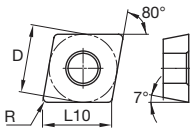
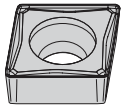
CCGT-Wendeschneidplatte • Positiv • LF

ISO Katalognummer	ANSI Katalognummer	D		L10		Rε		
		mm	in	mm	in	mm	in	
CCGT09T302LF	CCGT32505LF	9,53	3/8	9,67	.381	0,2	.008	•
CCGT09T304LF	CCGT3251LF	9,53	3/8	9,67	.381	0,4	1/64	•
CCGT09T308LF	CCGT3252LF	9,53	3/8	9,67	.381	0,8	1/32	•

- Primär
- Sekundär

P	•
M	•
K	•
N	○
S	•
H	

KCU10B



Screw-On Wendeschneidplatten

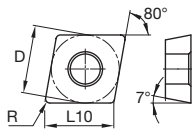
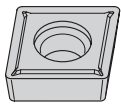
CCMT-Wendeschneidplatte • Positiv • FW

ISO Katalognummer	ANSI Katalognummer	D		L10		Rε		
		mm	in	mm	in	mm	in	
CCMT060202FW	CCMT21505FW	6,35	1/4	6,45	.254	0,2	.008	•
CCMT060204FW	CCMT2151FW	6,35	1/4	6,45	.254	0,4	1/64	•
CCMT060208FW	CCMT2152FW	6,35	1/4	6,45	.254	0,8	1/32	•
CCMT09T304FW	CCMT3251FW	9,53	3/8	9,67	.381	0,4	1/64	•
CCMT09T308FW	CCMT3252FW	9,53	3/8	9,67	.381	0,8	1/32	•

- Primär
- Sekundär

P	•
M	•
K	•
N	○
S	•
H	

KCU10B



Screw-On Wendeschneidplatten

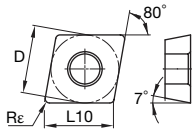
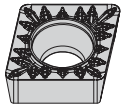
CCMT-Wendeschneidplatte • Positiv • LF

ISO Katalognummer	ANSI Katalognummer	D		L10		Rε		
		mm	in	mm	in	mm	in	
CCMT060202LF	CCMT21505LF	6,35	1/4	6,45	.254	0,2	.008	•
CCMT060204LF	CCMT2151LF	6,35	1/4	6,45	.254	0,4	1/64	•
CCMT060208LF	CCMT2152LF	6,35	1/4	6,45	.254	0,8	1/32	•
CCMT09T302LF	CCMT32505LF	9,53	3/8	9,67	.381	0,2	.008	•
CCMT09T304LF	CCMT3251LF	9,53	3/8	9,67	.381	0,4	1/64	•
CCMT09T308LF	CCMT3252LF	9,53	3/8	9,67	.381	0,8	1/32	•
CCMT120404LF	CCMT431LF	12,70	1/2	12,90	.508	0,4	1/64	•
CCMT120408LF	CCMT432LF	12,70	1/2	12,90	.508	0,8	1/32	•

- Primär
- Sekundär

P	•
M	•
K	•
N	○
S	•
H	

KCU10B



- Primär
- Sekundär

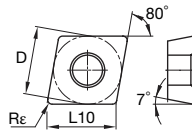
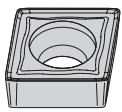
P	●
M	●
K	●
N	○
S	●
H	

Screw-On Wendeschneidplatten

CCMT-Wendeschneidplatte • Positiv • MP

ISO	ANSI	D		L10		Rε		● Primär ○ Sekundär
Katalognummer	Katalognummer	mm	in	mm	in	mm	in	
CCMT09T312MP	CCMT3253MP	9,53	3/8	9,67	.381	1,2	3/64	●

KCU10B



- Primär
- Sekundär

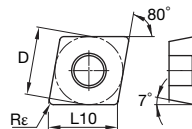
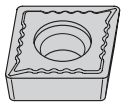
P	●
M	●
K	●
N	○
S	●
H	

Screw-On Wendeschneidplatten

CCMT-Wendeschneidplatte • Positiv • MW

ISO	ANSI	D		L10		Rε		● Primär ○ Sekundär
Katalognummer	Katalognummer	mm	in	mm	in	mm	in	
CCMT09T304MW	CCMT3251MW	9,53	3/8	9,67	.381	0,4	1/64	●
CCMT09T308MW	CCMT3252MW	9,53	3/8	9,67	.381	0,8	1/32	●
CCMT120404MW	CCMT431MW	12,70	1/2	12,90	.508	0,4	1/64	●
CCMT120408MW	CCMT432MW	12,70	1/2	12,90	.508	0,8	1/32	●

KCU10B



- Primär
- Sekundär

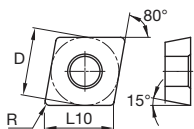
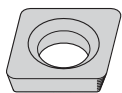
P	●
M	●
K	●
N	○
S	●
H	

Screw-On Wendeschneidplatten

CCMT-Wendeschneidplatte • Positiv • UF

ISO	ANSI	D		L10		Rε		● Primär ○ Sekundär
Katalognummer	Katalognummer	mm	in	mm	in	mm	in	
CCMT060204UF	CCMT2151UF	6,35	1/4	6,45	.254	0,4	1/64	●
CCMT09T302UF	CCMT32505UF	9,53	3/8	9,67	.381	0,2	.008	●
CCMT09T304UF	CCMT3251UF	9,53	3/8	9,67	.381	0,4	1/64	●
CCMT09T308UF	CCMT3252UF	9,53	3/8	9,67	.381	0,8	1/32	●

KCU10B



- Primär
- Sekundär

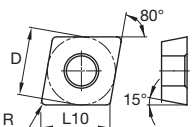
P	●
M	●
K	●
N	○
S	●
H	

Screw-On Wendeschneidplatten

CDHB-Wendeschneidplatte • Positiv

ISO Katalognummer	ANSI Katalognummer	D		L10		Rε		
		mm	in	mm	in	mm	in	
CDHBS4T0X0	CDHB1206X0	3,97	1/6	4,03	.159	0,1	.002	●
CDHBS4T002	CDHB120605	3,97	1/6	4,03	.159	0,2	.007	●
CDHBS4T0S0	CDHB120601	3,97	1/6	4,03	.159	0,1	.002	●
CDHBS4T004	CDHB12061	3,97	1/6	4,03	.159	0,4	.015	●

KCU10B



- Primär
- Sekundär

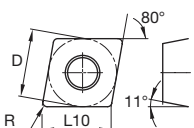
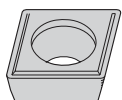
P	●
M	●
K	●
N	○
S	●
H	

Screw-On Wendeschneidplatten

CDHH-Wendeschneidplatte • Positiv

ISO Katalognummer	ANSI Katalognummer	D		L10		Rε		
		mm	in	mm	in	mm	in	
CDHHS4T002L	CDHH120605L	3,97	1/6	4,03	.159	0,2	.007	●
CDHHS4T002R	CDHH120605R	3,97	1/6	4,03	.159	0,2	.007	●
CDHHS4T004L	CDHH12061L	3,97	1/6	4,03	.159	0,4	.015	●
CDHHS4T004R	CDHH12061R	3,97	1/6	4,03	.159	0,4	.015	●

KCU10B



- Primär
- Sekundär

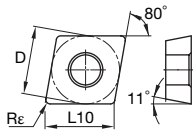
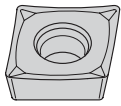
P	●
M	●
K	●
N	○
S	●
H	

Screw-On Wendeschneidplatten

CPGT-Wendeschneidplatte • Positiv

ISO Katalognummer	ANSI Katalognummer	D		L10		Rε		
		mm	in	mm	in	mm	in	
CPGT060204K	CPGT2151	6,35	1/4	6,45	.254	0,4	1/64	●
CPGT09T301	CPGT32502	9,53	3/8	9,67	.381	0,1	.004	●
CPGT09T302	CPGT32505	9,53	3/8	9,67	.381	0,2	.008	●
CPGT09T304	CPGT3251	9,53	3/8	9,67	.381	0,4	1/64	●
CPGT09T308	CPGT3252	9,53	3/8	9,67	.381	0,8	1/32	●

KCU10B



- Primär
- Sekundär

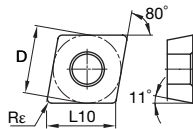
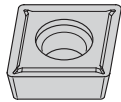
P	Blue	●
M	Yellow	●
K	Red	●
N	Green	○
S	Orange	●
H	Grey	●

Screw-On Wendeschneidplatten

CPGT-Wendeschneidplatte • Positiv • HP

ISO Katalognummer	ANSI Katalognummer	D		L10		Rε		
		mm	in	mm	in	mm	in	
CPGT060202HP	CPGT21505HP	6,35	1/4	6,45	.254	0,2	.008	●
CPGT060204HP	CPGT2151HP	6,35	1/4	6,45	.254	0,4	1/64	●
CPGT060208HP	CPGT2152HP	6,35	1/4	6,45	.254	0,8	1/32	●
CPGT09T302HP	CPGT32505HP	9,53	3/8	9,67	.381	0,2	.008	●
CPGT09T304HP	CPGT3251HP	9,53	3/8	9,67	.381	0,4	1/64	●
CPGT09T308HP	CPGT3252HP	9,53	3/8	9,67	.381	0,8	1/32	●

KCU10B



- Primär
- Sekundär

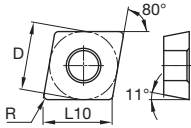
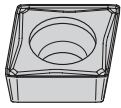
P	Blue	●
M	Yellow	●
K	Red	●
N	Green	○
S	Orange	●
H	Grey	●

Screw-On Wendeschneidplatten

CPGT-Wendeschneidplatte • Positiv • LF

ISO Katalognummer	ANSI Katalognummer	D		L10		Rε		
		mm	in	mm	in	mm	in	
CPGT060201LF	CPGT21502LF	6,35	1/4	6,45	.254	0,1	.004	●
CPGT060202LF	CPGT21505LF	6,35	1/4	6,45	.254	0,2	.008	●
CPGT060204LF	CPGT2151LF	6,35	1/4	6,45	.254	0,4	1/64	●
CPGT060208LF	CPGT2152LF	6,35	1/4	6,45	.254	0,8	1/32	●
CPGT09T301LF	CPGT32502LF	9,53	3/8	9,67	.381	0,1	.004	●
CPGT09T302LF	CPGT32505LF	9,53	3/8	9,67	.381	0,2	.008	●
CPGT09T304LF	CPGT3251LF	9,53	3/8	9,67	.381	0,4	1/64	●
CPGT09T308LF	CPGT3252LF	9,53	3/8	9,67	.381	0,8	1/32	●

KCU10B



- Primär
- Sekundär

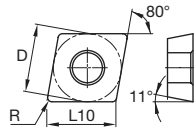
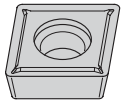
P	●
M	●
K	●
N	○
S	●
H	

Screw-On Wendeschneidplatten

CPMT-Wendeschneidplatte • Positiv • FW

ISO Katalognummer	ANSI Katalognummer	D		L10		R _ε		
		mm	in	mm	in	mm	in	
CPMT060202FW	CPMT21505FW	6,35	1/4	6,45	.254	0,2	0.008	●
CPMT060204FW	CPMT2151FW	6,35	1/4	6,45	.254	0,4	1/64	●
CPMT060208FW	CPMT2152FW	6,35	1/4	6,45	.254	0,8	1/32	●
CPMT09T304FW	CPMT3251FW	9,53	3/8	9,67	.381	0,4	1/64	●
CPMT09T308FW	CPMT3252FW	9,53	3/8	9,67	.381	0,8	1/32	●

KCU10B



- Primär
- Sekundär

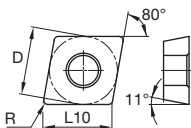
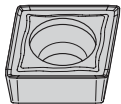
P	●
M	●
K	●
N	○
S	●
H	

Screw-On Wendeschneidplatten

CPMT-Wendeschneidplatte • Positiv • LF

ISO Katalognummer	ANSI Katalognummer	D		L10		R _ε		
		mm	in	mm	in	mm	in	
CPMT050202LF	CPMT181505LF	5,56	0.219	5,65	.222	0,2	.008	●
CPMT050204LF	CPMT18151LF	5,56	0.219	5,65	.222	0,4	1/64	●
CPMT060202LF	CPMT21505LF	6,35	0.250	6,45	.254	0,2	.008	●
CPMT060204LF	CPMT2151LF	6,35	0.250	6,45	.254	0,4	1/64	●
CPMT060208LF	CPMT2152LF	6,35	0.250	6,45	.254	0,8	1/32	●
CPMT09T302LF	CPMT32505LF	9,53	0.375	9,67	.381	0,2	.008	●
CPMT09T304LF	CPMT3251LF	9,53	0.375	9,67	.381	0,4	1/64	●
CPMT09T308LF	CPMT3252LF	9,53	0.375	9,67	.381	0,8	1/32	●

KCU10B



- Primär
- Sekundär

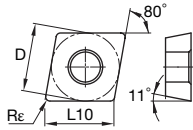
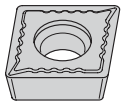
P	●
M	●
K	●
N	○
S	●
H	

Screw-On Wendeschneidplatten

CPMT-Wendeschneidplatte • Positiv • MW

ISO Katalognummer	ANSI Katalognummer	D		L10		R _ε		
		mm	in	mm	in	mm	in	
CPMT09T304MW	CPMT3251MW	9,53	3/8	9,67	.381	0,4	1/64	●
CPMT09T308MW	CPMT3252MW	9,53	3/8	9,67	.381	0,8	1/32	●

KCU10B



- Primär
- Sekundär

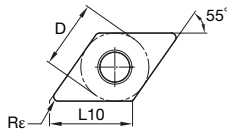
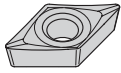
P	●
M	●
K	●
N	○
S	●
H	

Screw-On Wendeschneidplatten

CPMT-Wendeschneidplatte • Positiv • UF

ISO Katalognummer	ANSI Katalognummer	D		L10		Rε		
		mm	in	mm	in	mm	in	
CPMT060204UF	CPMT2151UF	6,35	1/4	6,45	.254	0,4	1/64	●
CPMT09T304UF	CPMT3251UF	9,53	3/8	9,67	.381	0,4	1/64	●
CPMT09T308UF	CPMT3252UF	9,53	3/8	9,67	.381	0,8	1/32	●

KCU10B



- Primär
- Sekundär

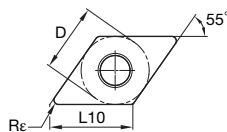
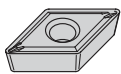
P	●
M	●
K	●
N	○
S	●
H	

Screw-On Wendeschneidplatten

DCGT-Wendeschneidplatte • Positiv • HP

ISO Katalognummer	ANSI Katalognummer	D		L10		Rε		
		mm	in	mm	in	mm	in	
DCGT070202HP	DCGT21505HP	6,35	1/4	7,75	.305	0,2	.008	●
DCGT070204HP	DCGT2151HP	6,35	1/4	7,75	.305	0,4	1/64	●
DCGT070208HP	DCGT2152HP	6,35	1/4	7,75	.305	0,8	1/32	●
DCGT11T302HP	DCGT32505HP	9,53	3/8	11,63	.458	0,2	.008	●
DCGT11T304HP	DCGT3251HP	9,53	3/8	11,63	.458	0,4	1/64	●
DCGT11T308HP	DCGT3252HP	9,53	3/8	11,63	.458	0,8	1/32	●

KCU10B



- Primär
- Sekundär

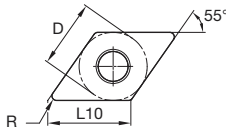
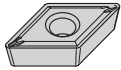
P	●
M	●
K	●
N	○
S	●
H	

Screw-On Wendeschneidplatten

DCGT-Wendeschneidplatte • Positiv • LF

ISO Katalognummer	ANSI Katalognummer	D		L10		Rε		
		mm	in	mm	in	mm	in	
DCGT070201LF	DCGT21502LF	6,35	1/4	7,75	.305	0,1	.004	●
DCGT070202LF	DCGT21505LF	6,35	1/4	7,75	.305	0,2	.008	●
DCGT070204LF	DCGT2151LF	6,35	1/4	7,75	.305	0,4	1/64	●
DCGT11T301LF	DCGT32502LF	9,53	3/8	11,63	.458	0,1	.004	●
DCGT11T302LF	DCGT32505LF	9,53	3/8	11,63	.458	0,2	.008	●

KCU10B



Fortsetzung

Screw-On Wendeschneidplatten

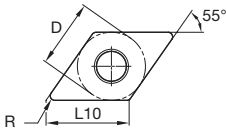
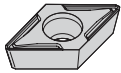
DCGT-Wendeschneidplatte • Positiv • LF

- Primär
- Sekundär

P	●
M	●
K	●
N	○
S	●
H	

ISO Katalognummer	ANSI Katalognummer	D		L10		Rε		
		mm	in	mm	in	mm	in	
DCGT11T304LF	DCGT3251LF	9,53	3/8	11,63	.458	0,4	1/64	●
DCGT11T308LF	DCGT3252LF	9,53	3/8	11,63	.458	0,8	1/32	●
DCGT150404LF	DCGT431LF	12,70	1/2	15,50	.610	0,4	1/64	●
DCGT150408LF	DCGT432LF	12,70	1/2	15,50	.610	0,8	1/32	●

KCU10B



- Primär
- Sekundär

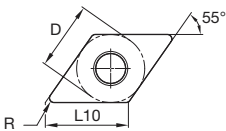
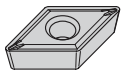
P	●
M	●
K	●
N	○
S	●
H	

Screw-On Wendeschneidplatten

DCMT-Wendeschneidplatte • Positiv • FW

ISO Katalognummer	ANSI Katalognummer	D		L10		Rε		
		mm	in	mm	in	mm	in	
DCMT11T304FW	DCMT3251FW	9,53	3/8	11,63	.458	0,4	1/64	●
DCMT11T308FW	DCMT3252FW	9,53	3/8	11,63	.458	0,8	1/32	●

KCU10B



- Primär
- Sekundär

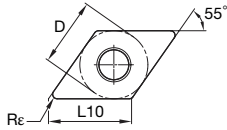
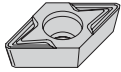
P	●
M	●
K	●
N	○
S	●
H	

Screw-On Wendeschneidplatten

DCMT-Wendeschneidplatte • Positiv • LF

ISO Katalognummer	ANSI Katalognummer	D		L10		Rε		
		mm	in	mm	in	mm	in	
DCMT070202LF	DCMT21505LF	6,35	1/4	7,75	.305	0,2	.008	●
DCMT070204LF	DCMT2151LF	6,35	1/4	7,75	.305	0,4	1/64	●
DCMT11T302LF	DCMT32505LF	9,53	3/8	11,63	.458	0,2	.008	●
DCMT11T304LF	DCMT3251LF	9,53	3/8	11,63	.458	0,4	1/64	●
DCMT11T308LF	DCMT3252LF	9,53	3/8	11,63	.458	0,8	1/32	●
DCMT11T312LF	DCMT3253LF	9,53	3/8	11,63	.458	1,2	3/64	●
DCMT150404LF	DCMT431LF	12,70	1/2	15,50	.610	0,4	1/64	●
DCMT150408LF	DCMT432LF	12,70	1/2	15,50	.610	0,8	1/32	●

KCU10B



- Primär
- Sekundär

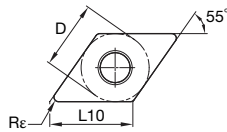
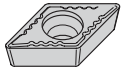
P	●
M	●
K	●
N	○
S	●
H	●

KCU10B

Screw-On Wendeschneidplatten

DCMT-Wendeschneidplatte • Positiv • MW

ISO	ANSI	D		L10		Rε		
Katalognummer	Katalognummer	mm	in	mm	in	mm	in	
DCMT11T304MW	DCMT3251MW	9,53	3/8	11,63	.458	0,4	1/64	●
DCMT11T308MW	DCMT3252MW	9,53	3/8	11,63	.458	0,8	1/32	●



- Primär
- Sekundär

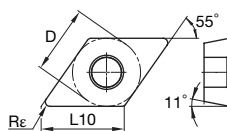
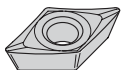
P	●
M	●
K	●
N	○
S	●
H	●

KCU10B

Screw-On Wendeschneidplatten

DCMT-Wendeschneidplatte • Positiv • UF

ISO	ANSI	D		L10		Rε		
Katalognummer	Katalognummer	mm	in	mm	in	mm	in	
DCMT070204UF	DCMT2151UF	6,35	1/4	7,75	.305	0,4	1/64	●
DCMT11T302UF	DCMT32505UF	9,53	1/2	11,63	.458	0,2	.008	●
DCMT11T304UF	DCMT3251UF	9,53	1/2	11,63	.458	0,4	1/64	●
DCMT11T308UF	DCMT3252UF	9,53	1/4	11,63	.458	0,8	1/32	●



- Primär
- Sekundär

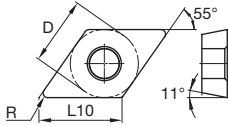
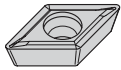
P	●
M	●
K	●
N	○
S	●
H	●

KCU10B

Screw-On Wendeschneidplatten

DPGT-Wendeschneidplatte • Positiv • HP

ISO	ANSI	D		L10		Rε		
Katalognummer	Katalognummer	mm	in	mm	in	mm	in	
DPGT070202HP	DPGT21505HP	6,35	1/4	7,75	.305	0,2	.008	●
DPGT070204HP	DPGT2151HP	6,35	1/4	7,75	.305	0,4	1/64	●
DPGT11T304HP	DPGT3251HP	9,53	3/8	11,63	.458	0,4	1/64	●
DPGT11T308HP	DPGT3252HP	9,53	3/8	11,63	.458	0,8	1/32	●



- Primär
- Sekundär

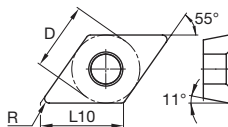
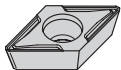
P	●
M	●
K	●
N	○
S	●
H	

KCU10B

Screw-On Wendeschneidplatten

DPGT-Wendeschneidplatte • Positiv • LF

ISO	ANSI	D		L10		R ϵ		
Katalognummer	Katalognummer	mm	in	mm	in	mm	in	
DPGT070201LF	DPGT21502LF	6,35	1/4	7,75	.305	0,1	.004	●
DPGT070202LF	DPGT21505LF	6,35	1/4	7,75	.305	0,2	.008	●
DPGT070204LF	DPGT2151LF	6,35	1/4	7,75	.305	0,4	1/64	●
DPGT11T301LF	DPGT32502LF	9,53	3/8	11,63	.458	0,1	.004	●
DPGT11T302LF	DPGT32505LF	9,53	3/8	11,63	.458	0,2	.008	●
DPGT11T304LF	DPGT3251LF	9,53	3/8	11,63	.458	0,4	1/64	●
DPGT11T308LF	DPGT3252LF	9,53	3/8	11,63	.458	0,8	1/32	●



- Primär
- Sekundär

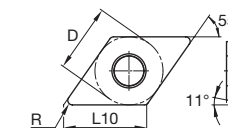
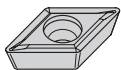
P	●
M	●
K	●
N	○
S	●
H	

KCU10B

Screw-On Wendeschneidplatten

DPMT-Wendeschneidplatte • Positiv • FW

ISO	ANSI	D		L10		R ϵ		
Katalognummer	Katalognummer	mm	in	mm	in	mm	in	
DPMT070204FW	DPMT2151FW	6,35	1/4	7,75	.305	0,4	1/64	●
DPMT070208FW	DPMT2152FW	6,35	1/4	7,75	.305	0,8	1/32	●



- Primär
- Sekundär

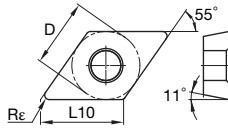
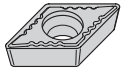
P	●
M	●
K	●
N	○
S	●
H	

KCU10B

Screw-On Wendeschneidplatten

DPMT-Wendeschneidplatte • Positiv • LF

ISO	ANSI	D		L10		R ϵ		
Katalognummer	Katalognummer	mm	in	mm	in	mm	in	
DPMT070202LF	DPMT21505LF	6,35	1/4	7,75	.305	0,2	.008	●
DPMT070204LF	DPMT2151LF	6,35	1/4	7,75	.305	0,4	1/64	●
DPMT11T302LF	DPMT32505LF	9,53	3/8	11,63	.458	0,2	.008	●
DPMT11T304LF	DPMT3251LF	9,53	3/8	11,63	.458	0,4	1/64	●
DPMT11T308LF	DPMT3252LF	9,53	3/8	11,63	.458	0,8	1/32	●



- Primär
- Sekundär

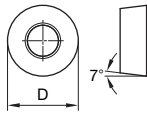
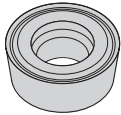
P	●
M	●
K	●
N	○
S	●
H	●

Screw-On Wendeschneidplatten

DPMT-Wendeschneidplatte • Positiv • UF

ISO	ANSI	D		L10		Rε		● Primär ○ Sekundär
Katalognummer	Katalognummer	mm	in	mm	in	mm	in	
DPMT070204UF	DPMT2151UF	6,35	1/4	7,75	.305	0,4	1/64	●
DPMT11T304UF	DPMT3251UF	9,53	3/8	11,63	.458	0,4	1/64	●
DPMT11T308UF	DPMT3252UF	9,53	3/8	11,63	.458	0,8	1/32	●

KCU10B



- Primär
- Sekundär

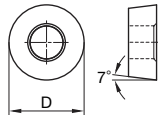
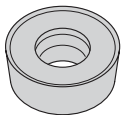
P	●
M	●
K	●
N	○
S	●
H	●

Screw-On Wendeschneidplatten

RCGH-Wendeschneidplatte • Positiv

ISO	ANSI	D		L10		Rε		● Primär ○ Sekundär
Katalognummer	Katalognummer	mm	in	mm	in	mm	in	
RCGH120400	RCGH43	12,70	1/2	-	-	-	-	●

KCU10B



- Primär
- Sekundär

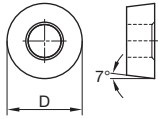
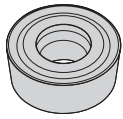
P	●
M	●
K	●
N	○
S	●
H	●

Screw-On Wendeschneidplatten

RCGT-Wendeschneidplatte • Positiv • HP

ISO	ANSI	D		L10		Rε		● Primär ○ Sekundär
Katalognummer	Katalognummer	mm	in	mm	in	mm	in	
RCGT0803M0HP	RCGT0803M0HP	8,00	1/3	-	-	-	-	●
RCGT10T3M0HP	RCGT10T3M0HP	10,00	2/5	-	-	-	-	●
RCGT1204M0HP	RCGT1204M0HP	12,00	1/2	-	-	-	-	●

KCU10B



- Primär
- Sekundär

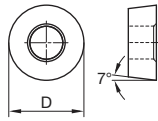
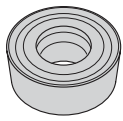
P	●
M	●
K	●
N	○
S	●
H	●

Screw-On Wendeschneidplatten

RCGT-Wendeschneidplatte • Positiv • MS

ISO Katalognummer	ANSI Katalognummer	D		L10		R _ε		
		mm	in	mm	in	mm	in	
RCGT0803M0MS	RCGT0803M0MS	8,00	1/3	-	-	-	-	●
RCGT1204M0MS	RCGT1204M0MS	12,00	1/2	-	-	-	-	●

KCU10B



- Primär
- Sekundär

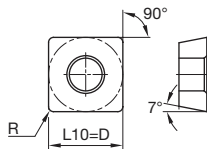
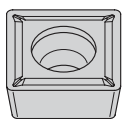
P	●
M	●
K	●
N	○
S	●
H	●

Screw-On Wendeschneidplatten

RCMT-Wendeschneidplatte • Positiv

ISO Katalognummer	ANSI Katalognummer	D		L10		R _ε		
		mm	in	mm	in	mm	in	
RCMT0602M0	RCMT0602M0	6,00	1/4	-	-	-	-	●
RCMT060200	RCMT215	6,35	1/4	-	-	-	-	●
RCMT0803M0	RCMT0803M0	8,00	1/3	-	-	-	-	●
RCMT09T300	RCMT325	9,53	3/8	-	-	-	-	●
RCMT10T3M0	RCMT10T3M0	10,00	2/5	-	-	-	-	●
RCMT1204M0	RCMT1204M0	12,00	1/2	-	-	-	-	●
RCMT120400	RCMT43	12,70	1/2	-	-	-	-	●
RCMT1605M0	RCMT1605M0	16,00	5/8	-	-	-	-	●
RCMT2006M0	RCMT2006M0	20,00	4/5	-	-	-	-	●

KCU10B



- Primär
- Sekundär

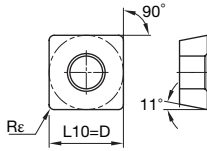
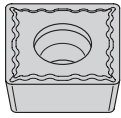
P	●
M	●
K	●
N	○
S	●
H	●

Screw-On Wendeschneidplatten

SCMT-Wendeschneidplatte • Positiv • LF

ISO Katalognummer	ANSI Katalognummer	D		L10		R _ε		
		mm	in	mm	in	mm	in	
SCMT09T304LF	SCMT3251LF	9,53	3/8	9,53	.375	0,4	1/64	●
SCMT09T308LF	SCMT3252LF	9,53	3/8	9,53	.375	0,8	1/32	●
SCMT120404LF	SCMT431LF	12,70	1/2	12,70	.500	0,4	1/64	●
SCMT120408LF	SCMT432LF	12,70	1/2	12,70	.500	0,8	1/32	●
SCMT120412LF	SCMT433LF	12,70	1/2	12,70	.500	1,2	3/64	●

KCU10B



- Primär
- Sekundär

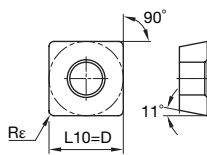
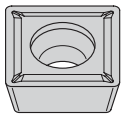
P	●
M	●
K	●
N	○
S	●
H	

KCU10B

Screw-On Wendeschneidplatten

SCMT-Wendeschneidplatte • Positiv • UF

ISO	ANSI	D		L10		Rε		
Katalognummer	Katalognummer	mm	in	mm	in	mm	in	
SCMT09T304UF	SCMT3251UF	9,53	3/8	9,53	.375	0,4	1/64	●
SCMT09T308UF	SCMT3252UF	9,53	3/8	9,53	.375	0,8	1/32	●



- Primär
- Sekundär

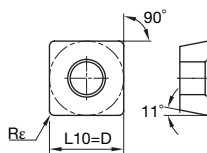
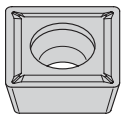
P	●
M	●
K	●
N	○
S	●
H	

KCU10B

Screw-On Wendeschneidplatten

SPGT-Wendeschneidplatte • Positiv • LF

ISO	ANSI	D		L10		Rε		
Katalognummer	Katalognummer	mm	in	mm	in	mm	in	
SPGT09T304LF	SPGT3251LF	9,53	3/8	9,53	.375	0,4	1/64	●
SPGT09T308LF	SPGT3252LF	9,53	3/8	9,53	.375	0,8	1/32	●



- Primär
- Sekundär

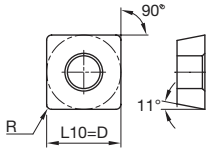
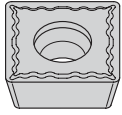
P	●
M	●
K	●
N	○
S	●
H	

KCU10B

Screw-On Wendeschneidplatten

SPMT-Wendeschneidplatte • Positiv • LF

ISO	ANSI	D		L10		Rε		
Katalognummer	Katalognummer	mm	in	mm	in	mm	in	
SPMT09T304LF	SPMT3251LF	9,53	3/8	9,53	.375	0,4	1/64	●
SPMT09T308LF	SPMT3252LF	9,53	3/8	9,53	.375	0,8	1/32	●



- Primär
- Sekundär

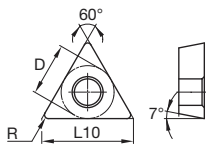
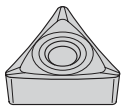
P	●
M	●
K	●
N	○
S	●
H	

Screw-On Wendeschneidplatten

SPMT-Wendeschneidplatte • Positiv • UF

ISO	ANSI	D		L10		R ϵ		
Katalognummer	Katalognummer	mm	in	mm	in	mm	in	
SPMT09T304UF	SPMT3251UF	9,53	3/8	9,53	.375	0,4	1/64	●
SPMT09T308UF	SPMT3252UF	9,53	3/8	9,53	.375	0,8	1/32	●

KCU10B



- Primär
- Sekundär

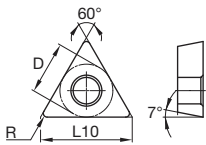
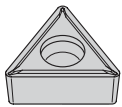
P	●
M	●
K	●
N	○
S	●
H	

Screw-On Wendeschneidplatten

TCGT-Wendeschneidplatte • Positiv • HP

ISO	ANSI	D		L10		R ϵ		
Katalognummer	Katalognummer	mm	in	mm	in	mm	in	
TCGT110202HP	TCGT21505HP	6,35	1/4	11,00	.433	0,2	.008	●
TCGT110204HP	TCGT2151HP	6,35	1/4	11,00	.433	0,4	1/64	●
TCGT110208HP	TCGT2152HP	6,35	1/4	11,00	.433	0,8	1/32	●
TCGT16T302HP	TCGT32505HP	9,53	3/8	16,50	.650	0,2	.008	●
TCGT16T304HP	TCGT3251HP	9,53	3/8	16,50	.650	0,4	1/64	●
TCGT16T308HP	TCGT3252HP	9,53	3/8	16,50	.650	0,8	1/32	●

KCU10B



- Primär
- Sekundär

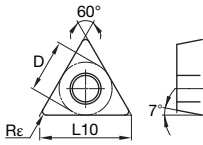
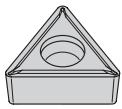
P	●
M	●
K	●
N	○
S	●
H	

Screw-On Wendeschneidplatten

TCGT-Wendeschneidplatte • Positiv • LF

ISO	ANSI	D		L10		R ϵ		
Katalognummer	Katalognummer	mm	in	mm	in	mm	in	
TCGT110201LF	TCGT21502LF	6,35	1/4	11,00	.433	0,1	.004	●
TCGT110202LF	TCGT21505LF	6,35	1/4	11,00	.433	0,2	.008	●
TCGT110204LF	TCGT2151LF	6,35	1/4	11,00	.433	0,4	1/64	●
TCGT110208LF	TCGT2152LF	6,35	1/4	11,00	.433	0,8	1/32	●
TCGT16T302LF	TCGT32505LF	9,53	3/8	16,50	.650	0,2	.008	●
TCGT16T304LF	TCGT3251LF	9,53	3/8	16,50	.650	0,4	1/64	●
TCGT16T308LF	TCGT3252LF	9,53	3/8	16,50	.650	0,8	1/32	●

KCU10B



- Primär
- Sekundär

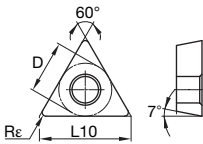
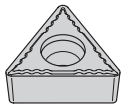
P	●
M	●
K	●
N	○
S	●
H	

Screw-On Wendeschneidplatten

TCMT-Wendeschneidplatte • Positiv • LF

ISO Katalognummer	ANSI Katalognummer	D		L10		Rε		
		mm	in	mm	in	mm	in	
TCMT110202LF	TCMT21505LF	6,35	1/4	11,00	.433	0,2	.008	●
TCMT110204LF	TCMT2151LF	6,35	1/4	11,00	.433	0,4	1/64	●
TCMT110208LF	TCMT2152LF	6,35	1/4	11,00	.433	0,8	1/32	●
TCMT16T302LF	TCMT32505LF	9,53	3/8	16,50	.650	0,2	.008	●
TCMT16T304LF	TCMT3251LF	9,53	3/8	16,50	.650	0,4	1/64	●
TCMT16T308LF	TCMT3252LF	9,53	3/8	16,50	.650	0,8	1/32	●
TCMT16T312LF	TCMT3253LF	9,53	3/8	16,50	.650	1,2	3/64	●
TCMT220408LF	TCMT432LF	12,70	1/2	22,00	.866	0,8	1/32	●

KCU10B



- Primär
- Sekundär

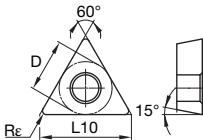
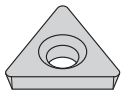
P	●
M	●
K	●
N	○
S	●
H	

Screw-On Wendeschneidplatten

TCMT-Wendeschneidplatte • Positiv • UF

ISO Katalognummer	ANSI Katalognummer	D		L10		Rε		
		mm	in	mm	in	mm	in	
TCMT110204UF	TCMT2151UF	6,35	1/4	11,00	.433	0,4	1/64	●
TCMT110208UF	TCMT2152UF	6,35	1/4	11,00	.433	0,8	1/32	●
TCMT16T308UF	TCMT3252UF	9,53	3/8	16,50	.650	0,8	1/32	●

KCU10B



- Primär
- Sekundär

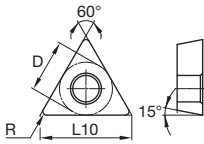
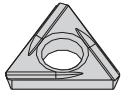
P	●
M	●
K	●
N	○
S	●
H	

Screw-On Wendeschneidplatten

TDHB-Wendeschneidplatte • Positiv

ISO Katalognummer	ANSI Katalognummer	D		L10		Rε		
		mm	in	mm	in	mm	in	
TDHB07T12S0	TDHB12807501	4,06	1/6	7,04	.277	0,1	.004	●
TDHB07T1202	TDHB12807505	4,06	1/6	7,04	.277	0,2	.008	●
TDHB07T1204	TDHB1280751	4,06	1/6	7,04	.277	0,4	1/64	●

KCU10B



- Primär
- Sekundär

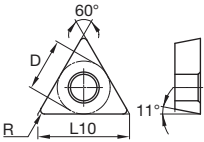
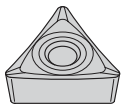
P	●
M	●
K	●
N	○
S	●
H	

Screw-On Wendeschneidplatten

TDHH-Wendeschneidplatte • Positiv

ISO Katalognummer	ANSI Katalognummer	D		L10		Rε		
		mm	in	mm	in	mm	in	
TDHH07T1202L	TDHH12807505L	4,06	1/6	7,04	.277	0,2	.008	●
TDHH07T1202R	TDHH12807505R	4,06	1/6	7,04	.277	0,2	.008	●
TDHH07T1204L	TDHH1280751L	4,06	1/6	7,04	.277	0,4	1/64	●
TDHH07T1204R	TDHH1280751R	4,06	1/6	7,04	.277	0,4	1/64	●

KCU10B



- Primär
- Sekundär

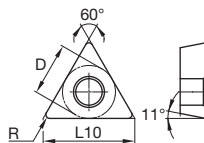
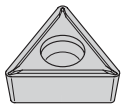
P	●
M	●
K	●
N	○
S	●
H	

Screw-On Wendeschneidplatten

TPGT-Wendeschneidplatte • Positiv • HP

ISO Katalognummer	ANSI Katalognummer	D		L10		Rε		
		mm	in	mm	in	mm	in	
TPGT110202HP	TPGT21505HP	6,35	1/4	11,00	.433	0,2	.008	●
TPGT110204HP	TPGT2151HP	6,35	1/4	11,00	.433	0,4	1/64	●
TPGT110208HP	TPGT2152HP	6,35	1/4	11,00	.433	0,8	1/32	●
TPGT16T302HP	TPGT32505HP	9,53	3/8	16,50	.650	0,2	.008	●
TPGT16T304HP	TPGT3251HP	9,53	3/8	16,50	.650	0,4	1/64	●
TPGT16T308HP	TPGT3252HP	9,53	3/8	16,50	.650	0,8	1/32	●

KCU10B



- Primär
- Sekundär

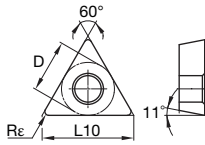
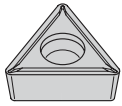
P	●
M	●
K	●
N	○
S	●
H	

Screw-On Wendeschneidplatten

TPGT-Wendeschneidplatte • Positiv • LF

ISO Katalognummer	ANSI Katalognummer	D		L10		Rε		
		mm	in	mm	in	mm	in	
TPGT090202LF	TPGT181505LF	5,56	2/9	9,62	.379	0,2	.008	●
TPGT090204LF	TPGT18151LF	5,56	2/9	9,62	.379	0,4	1/64	●
TPGT110201LF	TPGT21502LF	6,35	1/4	11,00	.433	0,1	.004	●
TPGT110202LF	TPGT21505LF	6,35	1/4	11,00	.433	0,2	.008	●

KCU10B



Fortsetzung

- Primär
- Sekundär

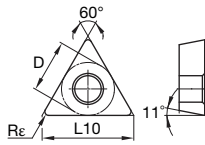
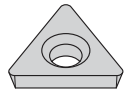
P	●
M	●
K	●
N	○
S	●
H	

Screw-On Wendeschneidplatten

TPGT-Wendeschneidplatte • Positiv • LF

ISO Katalognummer	ANSI Katalognummer	D		L10		Rε		
		mm	in	mm	in	mm	in	
TPGT110204LF	TPGT2151LF	6,35	1/4	11,00	.433	0,4	1/64	●
TPGT110208LF	TPGT2152LF	6,35	1/4	11,00	.433	0,8	1/32	●
TPGT16T304LF	TPGT3251LF	9,53	3/8	16,50	.650	0,4	1/64	●
TPGT16T308LF	TPGT3252LF	9,53	3/8	16,50	.650	0,8	1/32	●

KCU10B



- Primär
- Sekundär

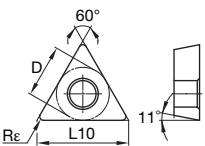
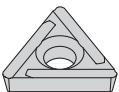
P	●
M	●
K	●
N	○
S	●
H	

Screw-On Wendeschneidplatten

TPCB-Wendeschneidplatte • Positiv

ISO Katalognummer	ANSI Katalognummer	D		L10		Rε		
		mm	in	mm	in	mm	in	
TPCB1102S0	TPCB2201	6,35	1/4	11,00	.433	0,1	.004	●
TPCB110202	TPCB2205	6,35	1/4	11,00	.433	0,2	.008	●
TPCB160302	TD6P05	9,53	3/8	16,50	.650	0,2	.008	●
TPCB160304	TD6P1	9,53	3/8	16,50	.650	0,4	1/64	●
TPCB160308	TD6P2	9,53	3/8	16,50	.650	0,8	1/32	●

KCU10B



- Primär
- Sekundär

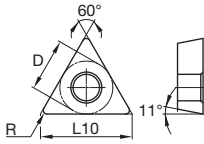
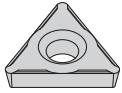
P	●
M	●
K	●
N	○
S	●
H	

Screw-On Wendeschneidplatten

TPCG-Wendeschneidplatte • Positiv

ISO Katalognummer	ANSI Katalognummer	D		L10		Rε		
		mm	in	mm	in	mm	in	
TPCG110202L	TPCG2205L	6,35	1/4	11,00	.433	0,2	.008	●
TPCG110204L	TPCG221L	6,35	1/4	11,00	.433	0,4	1/64	●
TPCG110208L	TPCG222L	6,35	1/4	11,00	.433	0,8	1/32	●
TPCG160304L	TPCG321L	9,53	3/8	16,50	.650	0,4	1/64	●
TPCG160304R	TPCG321R	9,53	3/8	16,50	.650	0,4	1/64	●

KCU10B



- Primär
- Sekundär

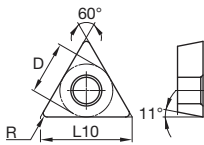
P	●
M	●
K	●
N	○
S	●
H	

Screw-On Wendeschneidplatten

TPCH-Wendeschneidplatte • Positiv

ISO	ANSI	D		L10		Rε		
Katalognummer	Katalognummer	mm	in	mm	in	mm	in	
TPCH110202	TPCH2205	6,35	1/4	11,00	.433	0,2	.008	●
TPCH110204	TPCH221	6,35	1/4	11,00	.433	0,4	1/64	●

KCU10B



- Primär
- Sekundär

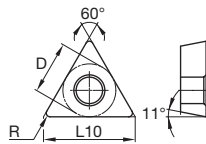
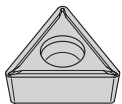
P	●
M	●
K	●
N	○
S	●
H	

Screw-On Wendeschneidplatten

TPGH-Wendeschneidplatte • Positiv

ISO	ANSI	D		L10		Rε		
Katalognummer	Katalognummer	mm	in	mm	in	mm	in	
TPGH160304	TPGH321	9,53	3/8	16,50	.650	0,4	1/64	●
TPGH160308	TPGH322	9,53	3/8	16,50	.650	0,8	1/32	●

KCU10B



- Primär
- Sekundär

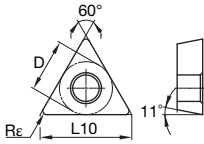
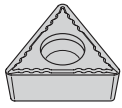
P	●
M	●
K	●
N	○
S	●
H	

Screw-On Wendeschneidplatten

TPMT-Wendeschneidplatte • Positiv • LF

ISO	ANSI	D		L10		Rε		
Katalognummer	Katalognummer	mm	in	mm	in	mm	in	
TPMT090202LF	TPMT181505LF	5,56	2/9	9,63	.379	0,2	.008	●
TPMT090204LF	TPMT18151LF	5,56	2/9	9,63	.379	0,4	1/64	●
TPMT110202LF	TPMT21505LF	6,35	1/4	11,00	.433	0,2	.008	●
TPMT110204LF	TPMT2151LF	6,35	1/4	11,00	.433	0,4	1/64	●
TPMT110208LF	TPMT2152LF	6,35	1/4	11,00	.433	0,8	1/32	●
TPMT16T304LF	TPMT3251LF	9,53	3/8	16,50	.650	0,4	1/64	●
TPMT16T308LF	TPMT3252LF	9,53	3/8	16,50	.650	0,8	1/32	●
TPMT220408LF	TPMT432LF	12,70	1/2	22,00	.866	0,8	1/32	●

KCU10B



- Primär
- Sekundär

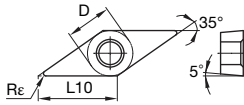
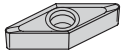
P	●
M	●
K	●
N	○
S	●
H	

Screw-On Wendeschneidplatten

TPMT-Wendeschneidplatte • Positiv • UF

ISO Katalognummer	ANSI Katalognummer	D		L10		Rε		
		mm	in	mm	in	mm	in	
TPMT110204UF	TPMT2151UF	6,35	1/4	11,00	.433	0,4	1/64	●
TPMT110208UF	TPMT2152UF	6,35	1/4	11,00	.433	0,8	1/32	●
TPMT16T308UF	TPMT3252UF	9,53	3/8	16,50	.650	0,8	1/32	●

KCU10B



- Primär
- Sekundär

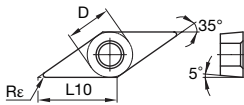
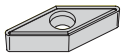
P	●
M	●
K	●
N	○
S	●
H	

Screw-On Wendeschneidplatten

VBGT-Wendeschneidplatte • Positiv • HP

ISO Katalognummer	ANSI Katalognummer	D		L10		Rε		
		mm	in	mm	in	mm	in	
VBGT110301HP	VBGT2202HP	6,35	1/4	11,07	.436	0,1	.004	●
VBGT110302HP	VBGT2205HP	6,35	1/4	11,07	.436	0,2	.008	●
VBGT110304HP	VBGT221HP	6,35	1/4	10,95	.431	0,4	1/64	●
VBGT160404HP	VBGT331HP	9,53	3/8	16,61	.654	0,4	1/64	●
VBGT160408HP	VBGT332HP	9,53	3/8	16,61	.654	0,8	1/32	●

KCU10B



- Primär
- Sekundär

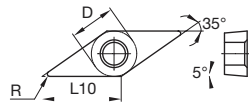
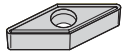
P	●
M	●
K	●
N	○
S	●
H	

Screw-On Wendeschneidplatten

VBGT-Wendeschneidplatte • Positiv • LF

ISO Katalognummer	ANSI Katalognummer	D		L10		Rε		
		mm	in	mm	in	mm	in	
VBGT110301LF	VBGT2202LF	6,35	1/4	11,07	.436	0,1	.004	●
VBGT110302LF	VBGT2205LF	6,35	1/4	11,07	.436	0,2	.008	●
VBGT110304LF	VBGT221LF	6,35	1/4	11,07	.436	0,4	1/64	●
VBGT160401LF	VBGT3302LF	9,53	3/8	16,61	.654	0,1	.004	●
VBGT160402LF	VBGT3305LF	9,53	3/8	16,61	.654	0,2	.008	●
VBGT160404LF	VBGT331LF	9,53	3/8	16,61	.654	0,4	1/64	●
VBGT160408LF	VBGT332LF	9,53	3/8	16,61	.654	0,8	1/32	●

KCU10B



- Primär
- Sekundär

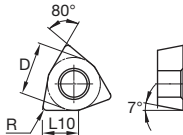
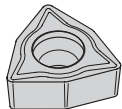
P	●
M	●
K	●
N	○
S	●
H	

Screw-On Wendeschneidplatten

VBMT-Wendeschneidplatte • Positiv • LF

ISO Katalognummer	ANSI Katalognummer	D		L10		R _ε		
		mm	in	mm	in	mm	in	
VBMT110302LF	VBMT2205LF	6,35	1/4	11,07	.436	0,2	.008	●
VBMT110304LF	VBMT221LF	6,35	1/4	11,07	.436	0,4	1/64	●
VBMT110308LF	VBMT222LF	6,35	1/4	11,07	.436	0,8	1/32	●
VBMT160402LF	VBMT3305LF	9,53	3/8	16,61	.654	0,2	.008	●
VBMT160404LF	VBMT331LF	9,53	3/8	16,61	.654	0,4	1/64	●
VBMT160408LF	VBMT332LF	9,53	3/8	16,61	.654	0,8	1/32	●

KCU10B



- Primär
- Sekundär

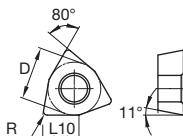
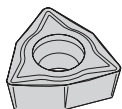
P	●
M	●
K	●
N	○
S	●
H	

Screw-On Wendeschneidplatten

WCMT-Wendeschneidplatte • Positiv • LF

ISO Katalognummer	ANSI Katalognummer	D		L10		R _ε		
		mm	in	mm	in	mm	in	
WCMT040204LF	WCMT2151LF	6,35	1/4	4,34	.171	0,4	1/64	●
WCMT06T308LF	WCMT3252LF	9,53	3/8	6,52	.257	0,8	1/32	●

KCU10B



- Primär
- Sekundär

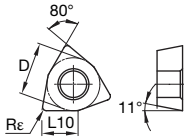
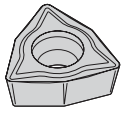
P	●
M	●
K	●
N	○
S	●
H	

Screw-On Wendeschneidplatten

WPGT-Wendeschneidplatte • Positiv • UF

ISO Katalognummer	ANSI Katalognummer	D		L10		R _ε		
		mm	in	mm	in	mm	in	
WPGTS30101UF	WPGT15102UF	4,76	1/5	3,26	.128	0,1	.004	●
WPGTS30102UF	WPGT15105UF	4,76	1/5	3,26	.128	0,2	.008	●
WPGT040201UF	WPGT21502UF	6,35	1/4	4,34	.171	0,1	.004	●
WPGT040202UF	WPGT21505UF	6,35	1/4	4,34	.171	0,2	.008	●

KCU10B



- Primär
- Sekundär

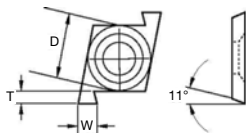
P	●
M	●
K	●
N	○
S	●
H	

Screw-On Wendeschneidplatten

WPMT-Wendeschneidplatte • Positiv • LF

ISO	ANSI	D		L10		Rε		
Katalognummer	Katalognummer	mm	in	mm	in	mm	in	
WPMT040204LF	WPMT2151LF	6,35	1/4	4,34	.171	0,4	1/64	●
WPMT06T304LF	WPMT3251LF	9,53	3/8	6,52	.257	0,4	1/64	●
WPMT06T308LF	WPMT3252LF	9,53	3/8	6,52	.257	0,8	1/32	●

KCU10B



- Primär
- Sekundär

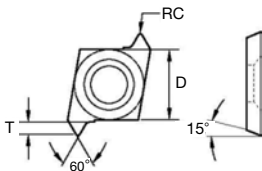
P	●
M	●
K	●
N	○
S	●
H	

Screw-On Wendeschneidplatten

Mikro-Schneidkörper zum Stechdrehen

ISO	ANSI	D		L10		Rε		
Katalognummer	Katalognummer	mm	in	mm	in	mm	in	
CPG190150R	CPG20602R	6,35	1/4	1,7	.065	1,52	.060	●
CDG127076R	CDG120302R	3,96	.156	1,0	.040	0,76	.030	●

KCU10B



- Primär
- Sekundär

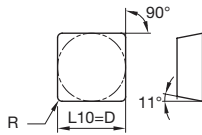
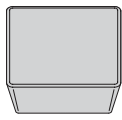
P	●
M	●
K	●
N	○
S	●
H	

Screw-On Wendeschneidplatten

Mikro-Gewindeplatte

ISO	ANSI	D		L10		Rε		
Katalognummer	Katalognummer	mm	in	mm	in	mm	in	
CDT127005R	CDT120022R	3,96	.156	0,6	.025	0,05	.002	●
CPT190013R	CPT20052R	6,35	1/4	1,7	.065	0,13	.005	●

KCU10B



- Primär
- Sekundär

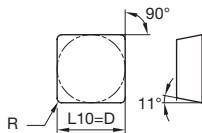
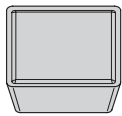
P	●
M	●
K	●
N	○
S	●
H	

Positive Kendex™ Wendeschneidplatten

SPGN/SPG

ISO Katalognummer	ANSI Katalognummer	D		L10		R ϵ		
		mm	in	mm	in	mm	in	
SPGN120304	SPG421	12,70	1/2	12,70	.500	0,4	1/64	●
SPGN120308	SPG422	12,70	1/2	12,70	.500	0,8	1/32	●
SPGN120412	SPG433	12,70	1/2	12,70	.500	1,2	3/64	●
SPGN190412	SPG633	19,05	3/4	19,05	.750	1,2	3/64	●

KCU10B



- Primär
- Sekundär

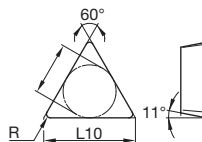
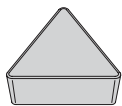
P	●
M	●
K	●
N	○
S	●
H	

Positive Kendex™ Wendeschneidplatten

SPGR-K/SPGF

ISO Katalognummer	ANSI Katalognummer	D		L10		R ϵ		
		mm	in	mm	in	mm	in	
SPGR090308K	SPGF322	9,53	3/8	9,53	.375	0,8	1/32	●

KCU10B



- Primär
- Sekundär

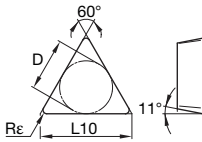
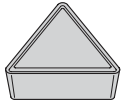
P	●
M	●
K	●
N	○
S	●
H	

Positive Kendex™ Wendeschneidplatten

TPGN/TPG

ISO Katalognummer	ANSI Katalognummer	D		L10		R ϵ		
		mm	in	mm	in	mm	in	
TPGN110304	TPG221	6,35	1/4	11,00	.433	0,4	1/64	●
TPGN110308	TPG222	6,35	1/4	11,00	.433	0,8	1/32	●
TPGN160302	TPG3205	9,53	3/8	16,50	.650	0,2	.008	●
TPGN160304	TPG321	9,53	3/8	16,50	.650	0,4	1/64	●
TPGN160308	TPG322	9,53	3/8	16,50	.650	0,8	1/32	●
TPGN160312	TPG323	9,53	3/8	16,50	.650	1,2	3/64	●
TPGN160316	TPG324	9,53	3/8	16,50	.650	1,6	1/16	●
TPGN220404	TPG431	12,70	1/2	22,00	.866	0,4	1/64	●
TPGN220408	TPG432	12,70	1/2	22,00	.866	0,8	1/32	●
TPGN220412	TPG433	12,70	1/2	22,00	.866	1,2	3/64	●

KCU10B



- Primär
- Sekundär

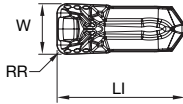
P	●
M	●
K	●
N	○
S	●
H	●

Positive Kendex™ Wendeschneidplatten

TPGR-K/TPGF

ISO	ANSI	D		L10		Rε		● Primär ○ Sekundär
Katalognummer	Katalognummer	mm	in	mm	in	mm	in	
TPGR110304K	TPGF221	6,35	1/4	11,00	.433	0,4	1/64	●
TPGR160304K	TPGF321	9,53	3/8	16,50	.650	0,4	1/64	●
TPGR220404K	TPGF431	12,70	1/2	22,00	.866	0,4	1/64	●

KCU10B



- Primär
- Sekundär

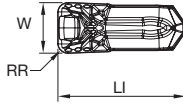
P	●
M	●
K	●
N	○
S	●
H	●

Beyond™ Evolution™ Schneidkörper zum Stechdrehen

GUP präzisionsgepresst • METRISCH

Katalognummer	Schneidkörpersitz-Größe	W		W Tol. ±		RR		LI		● Primär ○ Sekundär
		mm	in	mm	in	mm	in	mm	in	
EG0212M02U02GUP	2	2,125	.084	0,050	.002	0,20	.008	8,97	.353	●
EG0251M02U02GUP	2	2,511	.099	0,050	.002	0,20	.008	8,97	.353	●
EG0312M03U02GUP	3	3,125	.123	0,075	.003	0,20	.008	9,60	.378	●
EG0312M03U04GUP	3	3,125	.123	0,075	.003	0,40	.016	9,60	.378	●
EG0412M04U04GUP	4	4,125	.162	0,075	.003	0,40	.016	10,19	.401	●
EG0412M04U08GUP	4	4,152	.162	0,075	.003	0,80	.031	10,19	.401	●
EG0512M05U04GUP	5	5,125	.202	0,075	.003	0,40	.016	12,25	.482	●
EG0512M05U08GUP	5	5,125	.202	0,075	.003	0,80	.031	12,25	.482	●
EG0612M06U04GUP	6	6,125	.241	0,075	.003	0,40	.016	14,60	.575	●
EG0612M06U08GUP	6	6,125	.241	0,075	.003	0,80	.031	14,60	.574	●
EG0712M06U08GUP	6	7,125	.281	0,075	.003	0,80	.032	14,60	.574	●
EG0812M08U08GUP	8	8,125	.320	0,075	.003	0,80	.031	17,47	.688	●
EG0812M08U12GUP	8	8,125	.320	0,075	.003	1,18	.046	17,45	.687	●
EG1012M10U12GUP	10	10,125	.399	0,075	.003	1,20	.047	20,80	.817	●

KCU10B



- Primär
- Sekundär

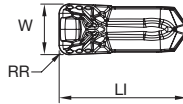
P	●
M	●
K	●
N	○
S	●
H	

Beyond™ Evolution™ Schneidkörper zum Stechdrehen

GUP präzisionsgeschliffen • **METRISCH**

Katalognummer	Schneidkörpersitz-Größe	W		W Tol. ±		RR		LI		
		mm	in	mm	in	mm	in	mm	in	
EG0200M02P02GUP	2	2,000	.079	0,025	0.001	0.2	.008	8,80	.347	●
EG0300M03P02GUP	3	3,000	.118	0,025	.001	0.2	.008	9,40	.372	●
EG0300M03P04GUP	3	3,000	.118	0,025	.001	0.4	.016	9,60	.376	●
EG0400M04P04GUP	4	4,000	.158	0,025	.001	0.4	.016	10,10	.399	●
EG0400M04P08GUP	4	4,000	.158	0,025	.001	0.8	.032	10,10	.399	●
EG0500M05P04GUP	5	5,000	.197	0,025	.001	0.4	.016	12,20	.480	●
EG0500M05P08GUP	5	5,000	.197	0,025	.001	0.8	.032	12,20	.480	●
EG0600M06P04GUP	6	6,000	.236	0,025	.001	0.4	.016	14,50	.572	●
EG0600M06P08GUP	6	6,000	.236	0,025	.001	0.8	.032	14,50	.572	●
EG0700M06P08GUP	6	7,000	.276	0,025	.001	0.8	.031	14,50	.572	●
EG0800M08P08GUP	8	8,000	.315	0,025	.001	0.8	.031	17,40	.685	●
EG0800M08P12GUP	8	8,000	.315	0,025	.001	1.2	.047	17,40	.685	●
EG1000M10P12GUP	10	10,000	.394	0,025	.001	1.2	.047	20,70	.815	●

KCU10B



- Primär
- Sekundär

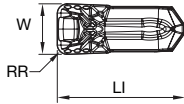
P	●
M	●
K	●
N	○
S	●
H	

Beyond™ Evolution™ Schneidkörper zum Stechdrehen

GUP präzisionsgepresst • **ZOLL**

Katalognummer	Schneidkörpersitz-Größe	W		W Tol. ±		RR		LI		
		mm	in	mm	in	mm	in	mm	in	
EG130I03U05GUP	3	3,301	.130	0,075	.003	0,20	.008	9,60	.378	●
EG130I03U1GUP	3	3,301	.130	0,075	.003	0,40	.016	9,60	.378	●
EG192I04U1GUP	4	4,877	.192	0,075	.003	0,40	.016	10,19	.401	●
EG192I04U2GUP	4	4,877	.192	0,075	.003	0,79	.031	10,19	.401	●
EG255I06U1GUP	6	6,478	.255	0,075	.003	0,40	.016	14,58	.574	●
EG255I06U2GUP	6	6,478	.255	0,075	.003	0,80	.031	14,58	.574	●
EG317I08U3GUP	8	8,051	.317	0,075	.003	1,19	.047	17,46	.687	●

KCU10B



- Primär
- Sekundär

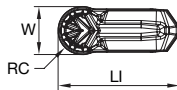
P	Blue	●
M	Yellow	●
K	Red	●
N	Green	○
S	Orange	●
H	Grey	●

Beyond™ Evolution™ Schneidkörper zum Stechdrehen

GUP präzisionsgeschliffen • **ZOLL**

Katalognummer	Schneidkörpersitz-Größe	W		W Tol. ±		RR		LI		
		mm	in	mm	in	mm	in	mm	in	
EG063I1FP05GUP	1F	1,600	.063	0,025	.001	0,2	.008	9,00	.353	●
EG094I02P05GUP	2	2,388	.094	0,025	.001	0,2	.008	8,88	.350	●
EG125I03P05GUP	3	3,175	.125	0,025	.001	0,20	.008	9,40	.376	●
EG125I03P1GUP	3	3,175	.125	0,025	.001	0,40	.016	9,40	.372	●
EG187I04P1GUP	4	4,760	.188	0,025	.001	0,40	.016	10,10	.399	●
EG187I04P2GUP	4	4,762	.188	0,025	.001	0,79	.031	10,10	.399	●
EG250I06P1GUP	6	6,350	.250	0,025	.001	0,40	.016	14,50	.572	●
EG250I06P2GUP	6	6,350	.250	0,025	.001	0,80	.031	14,50	.572	●
EG375I10P3GUP	10	9,525	.375	0,025	.001	1,20	.047	20,70	.815	●

KCU10B



- Primär
- Sekundär

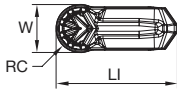
P	Blue	●
M	Yellow	●
K	Red	●
N	Green	○
S	Orange	●
H	Grey	●

Beyond™ Evolution™ Schneidkörper zum Stechdrehen

GUP Vollradius, präzisionsgepresst • **METRISCH**

Katalognummer	Schneidkörpersitz-Größe	W		W Tol. ±		RR		LI		
		mm	in	mm	in	mm	in	mm	in	
ER0212M02U00GUP	2	2,120	.084	0,050	.002	1,060	.04	8,97	.353	●
ER0312M03U00GUP	3	3,125	.123	0,075	.003	1,560	.06	9,60	.378	●
ER0412M04U00GUP	4	4,125	.162	0,075	.003	2,060	.08	10,20	.401	●
ER0512M05U00GUP	5	5,125	.202	0,075	.003	2,560	.10	12,20	.482	●
ER0612M06U00GUP	6	6,125	.241	0,075	.003	3,060	.12	14,60	.575	●
ER0812M08U00GUP	8	8,125	.320	0,075	.003	4,060	.16	17,50	.688	●

KCU10B



- Primär
- Sekundär

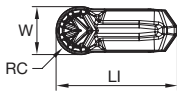
P	●
M	●
K	●
N	○
S	●
H	

Beyond™ Evolution™ Schneidkörper zum Stechdrehen

GUP Vollradius, präzisionsgeschliffen • **METRISCH**

Katalognummer	Schneidkörpersitz-Größe	W		W Tol. ±		RR		LI		
		mm	in	mm	in	mm	in	mm	in	
ER0200M02P00GUP	2	2,000	.079	0,025	.001	1,000	.04	8,91	.351	●
ER0300M03P00GUP	3	3,000	.118	0,025	.001	1,500	.06	9,50	.376	●
ER0400M04P00GUP	4	4,000	.157	0,025	.001	2,000	.08	10,10	.399	●
ER0500M05P00GUP	5	5,000	.197	0,025	.001	2,500	.10	12,20	.480	●
ER0600M06P00GUP	6	6,000	.236	0,025	.001	3,000	.12	14,50	.572	●
ER0800M08P00GUP	8	8,000	.315	0,025	.001	4,000	.16	17,40	.685	●

KCU10B



- Primär
- Sekundär

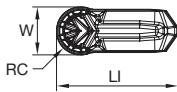
P	●
M	●
K	●
N	○
S	●
H	

Beyond™ Evolution™ Schneidkörper zum Stechdrehen

GUP Vollradius, präzisionsgepresst • **ZOLL**

Katalognummer	Schneidkörpersitz-Größe	W		W Tol. ±		RR		LI		
		mm	in	mm	in	mm	in	mm	in	
ER130I03U00GUP	3	3,302	.130	0,075	.003	1,650	.07	9,60	.378	●
ER192I04U00GUP	4	4,878	.192	0,075	.003	2,440	.10	10,20	.401	●
ER255I06U00GUP	6	6,478	.255	0,075	.003	3,240	.13	14,60	.575	●
ER317I08U00GUP	8	8,052	.317	0,075	.003	4,030	.16	17,50	.688	●

KCU10B



- Primär
- Sekundär

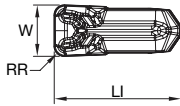
P	●
M	●
K	●
N	○
S	●
H	

Beyond™ Evolution™ Schneidkörper zum Stechdrehen

GUP Vollradius, präzisionsgeschliffen • **ZOLL**

Katalognummer	Schneidkörpersitz-Größe	W		W Tol. ±		RR		LI		
		mm	in	mm	in	mm	in	mm	in	
ER125I03P00GUP	3	3,175	.125	0,025	.001	1,590	.06	9,50	.376	●
ER187I04P00GUP	4	4,762	.187	0,025	.001	2,380	.09	10,10	.399	●
ER250I06P00GUP	6	6,350	.250	0,025	.001	3,170	.13	14,50	.572	●
ER312I08P00GUP	8	7,920	.312	0,025	.001	3,960	.16	17,40	.685	●

KCU10B



- Primär
- Sekundär

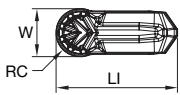
P	Blue	●
M	Yellow	●
K	Red	●
N	Green	○
S	Orange	●
H	Grey	

Beyond™ Evolution™ Schneidkörper zum Stechdrehen

GUN präzisionsgepresst • **METRISCH**

Katalognummer	Schneidkörpersitz-Größe	W		W Tol. ±		RR		LI		
		mm	in	mm	in	mm	in	mm	in	
EG0212M02U02GUN	2	2,125	.084	0,050	.002	0,20	.008	8,97	.353	●
EG0251M02U02GUN	2	2,510	.099	0,050	.002	0,20	.008	8,97	.353	●
EG0312M03U02GUN	3	3,125	.123	0,075	.003	0,20	.008	9,60	.378	●
EG0312M03U04GUN	3	3,125	.123	0,075	.003	0,40	.016	9,60	.378	●
EG0412M04U04GUN	4	4,125	.162	0,075	.003	0,40	.016	10,19	.401	●
EG0412M04U08GUN	4	4,125	.162	0,075	.003	0,80	.031	10,19	.401	●
EG0512M05U04GUN	5	5,125	.202	0,075	.003	0,40	.016	12,20	.481	●
EG0512M05U08GUN	5	5,125	.202	0,075	.003	0,80	.031	12,20	.481	●
EG0612M06U04GUN	6	6,125	.241	0,075	.003	0,40	.016	14,60	.575	●
EG0612M06U08GUN	6	6,125	.241	0,075	.003	0,80	.031	14,60	.574	●
EG0812M08U08GUN	8	8,125	.320	0,075	.003	0,80	.031	17,50	.687	●
EG0812M08U12GUN	8	8,125	.320	0,075	.003	1,20	.047	17,50	.687	●
EG1012M10U12GUN	10	10,125	.399	0,075	.003	1,20	.047	20,80	.817	●

KCU10B



- Primär
- Sekundär

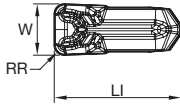
P	Blue	●
M	Yellow	●
K	Red	●
N	Green	○
S	Orange	●
H	Grey	

Beyond™ Evolution™ Schneidkörper zum Stechdrehen

GUN Vollradius, präzisionsgepresst • **METRISCH**

Katalognummer	Schneidkörpersitz-Größe	W		W Tol. ±		RR		LI		
		mm	in	mm	in	mm	in	mm	in	
ER0212M02U00GUN	2	2,120	.083	0,050	.002	1,060	.04	8,97	.353	●
ER0312M03U00GUN	3	3,125	.123	0,075	.003	1,560	.06	9,60	.378	●
ER0412M04U00GUN	4	4,125	.162	0,075	.003	2,060	.08	10,20	.401	●
ER0512M05U00GUN	5	5,125	.202	0,075	.003	2,560	.10	12,20	.482	●
ER0612M06U00GUN	6	6,125	.241	0,075	.003	3,060	.12	14,60	.575	●
ER0812M08U00GUN	8	8,125	.320	0,075	.003	4,060	.16	17,47	.688	●

KCU10B



- Primär
- Sekundär

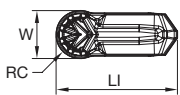
P	●
M	●
K	●
N	○
S	●
H	

Beyond™ Evolution™ Schneidkörper zum Stechdrehen

GUN präzisionsgepresst • **METRISCH**

Katalognummer	Schneidkörpersitz-Größe	W		W Tol. ±		RR		LI		
		mm	in	mm	in	mm	in	mm	in	
EG06311FU05GUN	1F	1,600	.063	0,050	.002	0,20	.008	9,00	.355	●
EG094102U05GUN	2	2,388	.094	0,050	.002	0,20	.008	8,97	.353	●
EG125103U05GUN	3	3,175	.125	0,075	.003	0,20	.008	9,60	.378	●
EG125103U1GUN	3	3,175	.125	0,075	.003	0,40	.016	9,60	.378	●
EG130103U05GUN	3	3,302	.130	0,075	.003	0,20	.008	9,60	.378	●
EG130103U1GUN	3	3,302	.130	0,075	.003	0,40	.016	9,60	.378	●
EG187104U1GUN	4	4,750	.187	0,075	.003	0,40	.016	10,20	.401	●
EG187104U2GUN	4	4,750	.187	0,075	.003	0,80	.032	10,19	.401	●
EG192104U1GUN	4	4,877	.192	0,075	.003	0,40	.016	10,19	.401	●
EG192104U2GUN	4	4,878	.192	0,075	.003	0,79	.031	10,19	.401	●
EG250106U1GUN	6	6,350	.250	0,075	.003	0,40	.016	14,58	.574	●
EG250106U2GUN	6	6,350	.250	0,075	.003	0,80	.032	14,58	.574	●
EG255106U2GUN	6	6,477	.255	0,075	.003	0,80	.031	14,58	.574	●
EG312108U3GUN	8	7,925	.312	0,075	.003	1,20	.047	17,46	.687	●
EG317108U3GUN	8	8,052	.317	0,075	.003	1,19	.047	17,46	.687	●
EG375110U3GUN	10	9,525	.375	0,075	.003	1,20	.047	20,80	.817	●

KCU10B



- Primär
- Sekundär

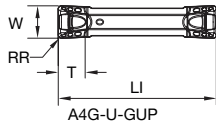
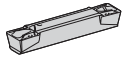
P	●
M	●
K	●
N	○
S	●
H	

Beyond™ Evolution™ Schneidkörper zum Stechdrehen

GUN Vollradius, präzisionsgepresst • **ZOLL**

Katalognummer	Schneidkörpersitz-Größe	W		W Tol. ±		RR		LI		
		mm	in	mm	in	mm	in	mm	in	
ER094102U00GUN	2	2,387	.094	0,050	.002	1,190	.05	8,97	.353	●
ER125103U00GUN	3	3,177	.125	0,075	.003	1,590	.06	9,60	.378	●
ER130103U00GUN	3	3,300	.130	0,075	.003	1,650	.07	9,60	.378	●
ER187104U00GUN	4	4,750	.187	0,075	.003	2,370	.09	10,20	.400	●
ER192104U00GUN	4	4,873	.192	0,075	.003	2,440	.10	10,20	.401	●
ER250106U00GUN	6	6,346	.250	0,075	.003	3,170	.13	14,60	.575	●
ER312108U00GUN	8	7,925	.312	0,075	.003	3,960	.16	17,50	.688	●
ER317108U00GUN	8	8,052	.317	0,075	.003	4,030	.16	17,50	.688	●

KCU10B



A4G-U-GUP

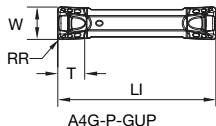
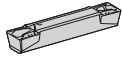
- Primär
- Sekundär

P	●
M	●
K	●
N	○
S	●
H	●

A4™ Einstech- und Drehplatten

GUP, präzisionsgepresst

Katalognummer	Schneidkörpersitz-Größe	W		RR		LI		T		
		mm	in	mm	in	mm	in	mm	in	
A4G0205M02U02GUP	2	2,05	.084	0,2	.008	20	.79	2,0	.079	●
A4G0305M03U02GUP	3	3,05	.120	0,2	.008	20	.79	3,0	.118	●
A4G0305M03U04GUP	3	3,05	.120	0,4	.016	20	.79	3,0	.118	●
A4G0405M04U04GUP	4	4,05	.159	0,4	.016	20	.79	3,4	.134	●
A4G0405M04U08GUP	4	4,05	.159	0,8	.031	20	.79	3,4	.134	●
A4G0505M05U04GUP	5	5,05	.199	0,4	.016	25	.99	4,2	.165	●
A4G0505M05U08GUP	5	5,05	.199	0,8	.031	25	.99	4,2	.165	●
A4G0605M06U04GUP	6	6,05	.238	0,4	.016	30	1.19	4,5	.177	●
A4G0605M06U08GUP	6	6,05	.238	0,8	.031	30	1.19	4,5	.177	●
A4G0605M06U12GUP	6	6,05	.238	1,02	.047	30	1.19	4,5	.177	●
A4G0805M08U08GUP	8	8,05	.317	0,8	.031	30	1.19	6,0	.236	●
A4G0805M08U12GUP	8	8,05	.317	1,02	.047	30	1.19	6,0	.236	●
A4G1005M10U08GUP	10	10,05	.396	0,8	.031	30	1.19	6,0	.236	●



A4G-P-GUP

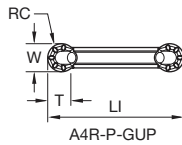
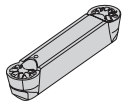
- Primär
- Sekundär

P	●
M	●
K	●
N	○
S	●
H	●

A4™ Einstech- und Drehplatten

GUP präzisionsgeschliffen

Katalognummer	Schneidkörpersitz-Größe	W		RR		LI		T		
		mm	in	mm	in	mm	in	mm	in	
A4G0200M02P02GUP	2	2,00	.079	0,2	.008	20	.79	1,9	.075	●
A4G0300M03P02GUP	3	3,00	.118	0,2	.008	20	.79	2,9	.115	●
A4G0300M03P04GUP	3	3,00	.118	0,4	.016	20	.79	2,9	.115	●
A4G0400M04P02GUP	4	4,00	.158	0,2	.008	20	.79	3,3	.130	●
A4G0400M04P04GUP	4	4,00	.158	0,4	.016	20	.79	3,3	.130	●
A4G0400M04P08GUP	4	4,00	.157	0,8	.032	20	.79	3,3	.130	●
A4G0500M05P04GUP	5	5,00	.197	0,4	.016	25	.98	4,1	.162	●
A4G0500M05P08GUP	5	5,00	.197	0,8	.031	25	.98	4,1	.163	●
A4G0600M06P04GUP	6	6,00	.236	0,4	.016	30	1.18	4,4	.175	●
A4G0600M06P08GUP	6	6,00	.236	0,8	.032	30	1.18	4,4	.175	●
A4G0800M08P08GUP	8	8,00	.315	0,8	.032	30	1.18	5,9	.234	●
A4G0800M08P12GUP	8	8,00	.315	1,2	.048	30	1.18	5,9	.234	●
A4G1000M10P08GUP	10	10,00	.394	0,8	.031	30	1.18	6,0	.235	●
A4G1000M10P12GUP	10	10,00	.394	1,2	.048	30	1.18	5,9	.234	●



- Primär
- Sekundär

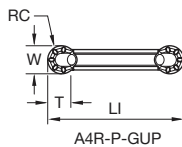
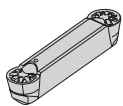
P	●
M	●
K	●
N	○
S	●
H	

A4™ Einstech- und Drehplatten

GUP Vollradius, präzisionsgespresst

Katalognummer	Schneidkörpersitz-Größe	W		RR		LI		T		
		mm	in	mm	in	mm	in	mm	in	
A4R0305M03U00GUP	3	3,05	.120	1,5	.060	20	.79	-	-	●
A4R0505M05U00GUP	5	5,05	.199	2,5	.099	25	.99	-	-	●

KCU10B



- Primär
- Sekundär

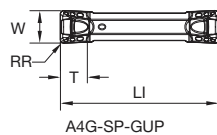
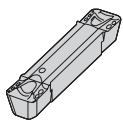
P	●
M	●
K	●
N	○
S	●
H	

A4™ Einstech- und Drehplatten

GUP Vollradius, präzisionsgeschliffen

Katalognummer	Schneidkörpersitz-Größe	W		RR		LI		T		
		mm	in	mm	in	mm	in	mm	in	
A4R0300M03P00GUP	3	3,00	.118	1,5	.059	20	.79	-	-	●
A4R125I03P00GUP	3	3,18	.125	1,6	.063	20	.79	-	-	●
A4R0400M04P00GUP	4	4,00	.157	2,0	.079	20	.79	-	-	●
A4R0600M06P00GUP	6	6,00	.236	3,0	.118	30	1.18	-	-	●
A4R250I06P00GUP	6	6,35	.250	3,2	.125	30	1.18	-	-	●
A4R1000M10P00GUP	10	10,00	.394	5,0	.197	30	1.18	-	-	●

KCU10B



- Primär
- Sekundär

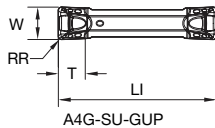
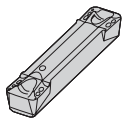
P	●
M	●
K	●
N	○
S	●
H	

A4™ Einstech- und Drehplatten

GUP präzisionsgespresst • Axiales Einstechdrehen, kleiner Durchmesser

Katalognummer	Schneidkörpersitz-Größe	W		RR		LI		T		
		mm	in	mm	in	mm	in	mm	in	
A4G0205M2SU02GUP	2S	2,05	.081	0,2	.008	20	.79	2,0	.079	●
A4G0305M3SU02GUP	3S	3,05	.120	0,2	.008	20	.79	3,0	.118	●
A4G0305M3SU04GUP	3S	3,05	.120	0,4	.016	20	.79	3,0	.118	●
A4G0405M4SU04GUP	4S	4,05	.159	0,4	.016	20	.79	3,4	.134	●
A4G0505M5SU04GUP	5S	5,05	.199	0,4	.016	25	.99	4,2	.165	●

KCU10B



A4G-SU-GUP

- Primär
- Sekundär

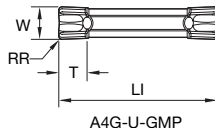
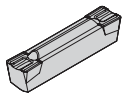
P	●
M	●
K	●
N	○
S	●
H	●

A4™ Einstech- und Drehplatten

GUP präzisionsgeschliffen • Axiales Einstechdrehen, kleiner Durchmesser

Katalognummer	Schneidkörpersitz-Größe	W		RR		LI		T		
		mm	in	mm	in	mm	in	mm	in	
A4G0200M2SP02GUP	2S	2,00	.079	0,2	.008	20	.79	1,9	.075	●
A4G0300M3SP02GUP	3S	3,00	.118	0,2	.008	20	.79	2,9	.115	●
A4G0300M3SP04GUP	3S	3,00	.118	0,4	.016	20	.79	2,9	.115	●
A4G0400M4SP04GUP	4S	4,00	.157	0,4	.016	20	.79	3,4	.132	●
A4G0400M4SP08GUP	4S	4,00	.157	0,8	.031	20	.79	3,4	.132	●
A4G0500M5SP08GUP	5S	5,00	.197	0,8	.032	25	.98	4,1	.162	●

KCU10B



A4G-U-GMP

- Primär
- Sekundär

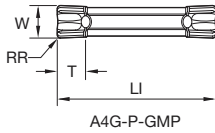
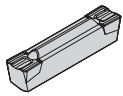
P	●
M	●
K	●
N	○
S	●
H	●

A4™ Einstech- und Drehplatten

GMP präzisionsgepresst

Katalognummer	Schneidkörpersitz-Größe	W		RR		LI		T		
		mm	in	mm	in	mm	in	mm	in	
A4G0205M02U02GMP	2	2,05	.081	0,2	.008	20	.79	2,0	.079	●
A4G0305M03U02GMP	3	3,05	.120	0,2	.008	20	.79	3,5	.138	●
A4G0305M03U04GMP	3	3,05	.120	0,4	.016	20	.79	3,5	.138	●
A4G0405M04U04GMP	4	4,05	.159	0,4	.015	20	.79	3,4	.134	●
A4G0405M04U08GMP	4	4,05	.159	0,8	.031	20	.79	3,4	.134	●
A4G0505M05U04GMP	5	5,05	.199	0,4	.015	25	.99	4,2	.165	●
A4G0505M05U08GMP	5	5,05	.199	0,8	.032	25	.99	4,2	.165	●
A4G0605M06U08GMP	6	6,05	.238	0,4	.016	30	1.19	4,9	.193	●
A4G0605M06U04GMP	6	6,05	.238	0,8	.031	30	1.19	4,9	.193	●
A4G1005M10U08GMP	10	10,05	.396	0,8	.031	30	1.19	6,1	.241	●

KCU10B



A4G-P-GMP

- Primär
- Sekundär

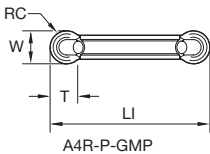
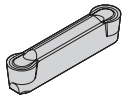
P	●
M	●
K	●
N	○
S	●
H	

A4™ Einstech- und Drehplatten

GMP präzisionsgeschliffen

KCU10B

Katalognummer	Schneidkörpersitz-Größe	W		RR		LI		T		
		mm	in	mm	in	mm	in	mm	in	
A4G0200M02P02GMP	2	2,00	.079	0,2	.008	20	.78	2,0	.079	●
A4G0250M2BP02GMP	2B	2,50	.098	0,2	.008	20	.78	2,0	.079	●
A4G0300M03P02GMP	3	3,00	.118	0,2	.008	20	.78	3,5	.138	●
A4G0300M03P04GMP	3	3,00	.118	0,4	.016	20	.78	3,5	.138	●
A4G0400M04P02GMP	4	3,00	.158	0,2	.008	20	.78	-	-	●
A4G0400M04P04GMP	4	4,00	.158	0,4	.016	20	.78	3,5	.138	●
A4G0400M04P08GMP	4	4,00	.158	0,8	.032	20	.78	3,5	.138	●
A4G0500M05P04GMP	5	5,00	.197	0,4	.016	25	.98	-	-	●
A4G0500M05P08GMP	5	5,00	.197	0,8	.032	25	.98	-	-	●
A4G0600M06P04GMP	6	6,00	.236	0,4	.016	30	1.18	4,9	.192	●
A4G0600M06P08GMP	6	6,00	.236	0,8	.031	30	1.18	4,9	.192	●
A4G0800M08P08GMP	8	8,00	.315	0,8	.031	30	1.18	6,4	.251	●
A4G0800M08P12GMP	8	8,00	.315	1,2	.047	30	1.18	6,4	.251	●



A4R-P-GMP

- Primär
- Sekundär

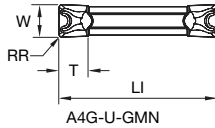
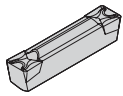
P	●
M	●
K	●
N	○
S	●
H	

A4™ Einstech- und Drehplatten

GMP Vollradius, präzisionsgeschliffen

KCU10B

Katalognummer	Schneidkörpersitz-Größe	W		RR		LI		T		
		mm	in	mm	in	mm	in	mm	in	
A4R0200M02P00GMP	2	2,00	.079	1,0	.039	20	.78	1,7	.065	●
A4R0300M03P00GMP	3	3,00	.118	1,5	.059	20	.78	2,5	.098	●
A4R0400M04P00GMP	4	4,00	.157	2,0	.079	20	.78	-	-	●
A4R0500M05P00GMP	5	5,00	.197	2,5	.098	25	.98	4,1	.160	●
A4R0600M06P00GMP	6	6,00	.236	3,0	.118	30	1.18	4,8	.189	●
A4R0800M08P00GMP	8	8,00	.315	4,0	.158	30	1.18	6,4	.252	●



A4G-U-GMN

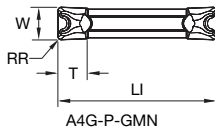
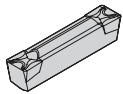
- Primär
- Sekundär

P	●
M	●
K	●
N	○
S	●
H	

A4™ Einstech- und Drehplatten

GMN präzisionsgepresst

Katalognummer	Schneidkörpersitz-Größe	W		RR		LI		T		
		mm	in	mm	in	mm	in	mm	in	
A4G0205M02U02GMN	2	2,05	.081	0,2	.008	20	.79	2,0	.079	●
A4G0305M03U02GMN	3	3,05	.120	0,2	.008	20	.79	3,5	.138	●
A4G0305M03U04GMN	3	3,05	.120	0,4	.016	20	.79	3,5	.138	●
A4G0405M04U04GMN	4	4,05	.159	0,4	.016	20	.79	3,4	.134	●
A4G0405M04U08GMN	4	4,05	.159	0,8	.031	20	.79	3,4	.134	●
A4G0505M05U04GMN	5	5,05	.199	0,4	.016	25	.98	4,2	.165	●
A4G0505M05U08GMN	5	5,05	.199	0,8	.031	25	.98	4,2	.165	●
A4G0605M06U04GMN	6	6,05	.238	0,4	.016	30	1.18	4,9	.193	●
A4G0605M06U08GMN	6	6,05	.238	0,8	.031	30	1.18	4,9	.193	●
A4G0605M06U12GMN	6	6,05	.238	1,2	.047	30	1.18	4,9	.193	●
A4G0805M08U08GMN	8	8,05	.317	0,8	.031	30	1.18	6,4	.252	●
A4G0805M08U12GMN	8	8,05	.317	1,2	.047	30	1.18	6,4	.252	●



A4G-P-GMN

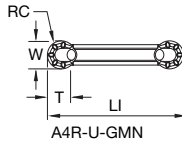
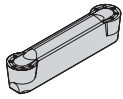
- Primär
- Sekundär

P	●
M	●
K	●
N	○
S	●
H	

A4™ Einstech- und Drehplatten

GMN präzisionsgeschliffen

Katalognummer	Schneidkörpersitz-Größe	W		RR		LI		T		
		mm	in	mm	in	mm	in	mm	in	
A4G094I2BP05GMN	2B	2,39	.094	0,2	.008	20	.79	1,9	.075	●
A4G125I03P05GMN	3	3,18	.125	0,2	.008	20	.79	3,4	.134	●
A4G125I03P1GMN	3	3,18	.125	0,4	.016	20	.79	3,4	.134	●
A4G187I04P1GMN	4	4,76	.187	0,4	.016	20	.79	3,5	.138	●
A4G187I04P2GMN	4	4,76	.187	0,8	.031	20	.79	3,5	.138	●
A4G250I06P1GMN	6	6,35	.250	0,4	.016	30	1.18	4,7	.187	●
A4G250I06P2GMN	6	6,35	.250	0,8	.031	30	1.18	4,7	.187	●
A4G312I08P1GMN	8	7,94	.312	0,4	.016	30	1.18	6,2	.246	●
A4G375I10P1GMN	10	9,53	.375	0,4	.016	30	1.18	7,9	.312	●
A4G375I10P2GMN	10	9,53	.375	0,8	.031	30	1.18	7,9	.313	●



A4R-U-GMN

- Primär
- Sekundär

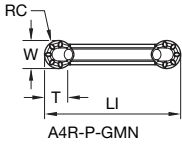
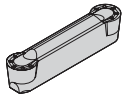
P	●
M	●
K	●
N	○
S	●
H	

A4™ Einstech- und Drehplatten

GMN Vollradius, präzisionsgepresst

Katalognummer	Schneidkörpersitz-Größe	W		RR		LI		T		
		mm	in	mm	in	mm	in	mm	in	
A4R0205M02U00GMN	2	2,05	.081	1,1	.042	20	.79	1,8	.069	●
A4R0305M03U00GMN	3	3,05	.120	1,5	.060	20	.79	2,6	.101	●
A4R0405M04U00GMN	4	4,05	.159	2,0	.080	20	.79	3,5	.136	●
A4R0505M05U00GMN	5	5,05	.199	2,5	.099	25	.99	4,2	.163	●
A4R0605M06U00GMN	6	6,05	.238	3,0	.119	30	1.19	4,9	.194	●
A4R0805M08U00GMN	8	8,05	.317	4,0	.159	30	1.19	6,5	.256	●
A4R1005M10U00GMN	10	10,05	.396	5,0	.198	30	1.19	8,2	.322	●

KCU10B



A4R-P-GMN

- Primär
- Sekundär

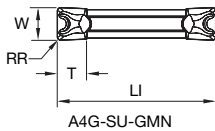
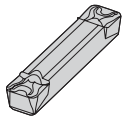
P	●
M	●
K	●
N	○
S	●
H	

A4™ Einstech- und Drehplatten

GMN Vollradius, präzisionsgeschliffen

Katalognummer	Schneidkörpersitz-Größe	W		RR		LI		T		
		mm	in	mm	in	mm	in	mm	in	
A4R125I03P00GMN	3	3,18	.125	1,6	.063	20	.79	2,7	.108	●
A4R187I04P00GMN	4	4,76	.187	2,4	.094	20	.79	3,8	.149	●
A4R250I06P00GMN	6	6,35	.250	3,2	.125	30	1.18	5,3	.208	●
A4R312I08P00GMN	8	7,94	.313	4,0	.157	30	1.18	6,4	.254	●

KCU10B



A4G-SU-GMN

- Primär
- Sekundär

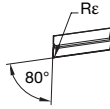
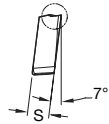
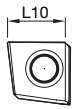
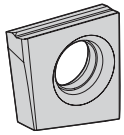
P	●
M	●
K	●
N	○
S	●
H	

A4™ Einstech- und Drehplatten

GMN präzisionsgepresst • Axiales Einstechdrehen, kleiner Durchmesser

Katalognummer	Schneidkörpersitz-Größe	W		RR		LI		T		
		mm	in	mm	in	mm	in	mm	in	
A4G0205M2SU02GMN	2S	2,05	.081	0,2	.008	20	.79	2,0	.079	●
A4G0305M3SU04GMN	3S	3,05	.120	0,4	.016	20	.79	3,5	.138	●
A4G0405M4SU04GMN	4S	4,05	.159	0,4	.016	20	.79	3,6	.143	●
A4G0505M5SU04GMN	5S	5,05	.199	0,4	.016	25	.98	4,2	.165	●

KCU10B



- Primär
- Sekundär

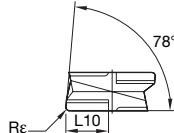
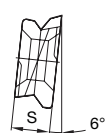
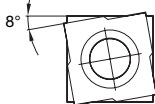
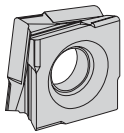
P	●
M	●
K	●
N	○
S	●
H	

Fix-Perfect™ -Wendeschneidplatten

C2FIX-MN

Katalognummer	L10		S		Rε		
	mm	in	mm	in	mm	in	
Rechtsausführung							
C2FIX110404RMN	10,70	.423	4,00	.157	0,40	.016	●
Linksausführung							
C2FIX110405LMN	10,70	.423	4,00	.157	0,50	.020	●
C2FIX150505LMN	14,70	.578	5,00	.197	0,50	.020	●
C2FIX150508LMN	14,60	.574	5,00	.197	0,80	.032	●
C2FIX180610LMN	17,50	.689	6,00	.236	1,00	.039	●

KCU10B



- Primär
- Sekundär

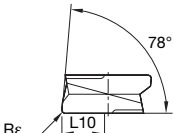
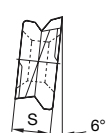
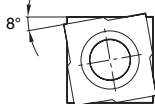
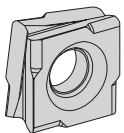
P	●
M	●
K	●
N	○
S	●
H	

Fix-Perfect™ -Wendeschneidplatten

C8FIX-MP

Katalognummer	L10		S		Rε		
	mm	in	mm	in	mm	in	
Rechtsausführung							
C8FIX120503RMP	7,30	.287	5,50	.217	0,30	.012	●
C8FIX150603RMP	9,30	.366	6,60	.260	0,30	.012	●
Linksausführung							
C8FIX120503LMP	7,30	.287	5,50	.217	0,30	.012	●

KCU10B



- Primär
- Sekundär

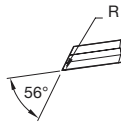
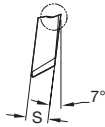
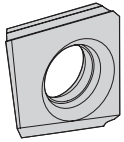
P	●
M	●
K	●
N	○
S	●
H	

Fix-Perfect™ -Wendeschneidplatten

C8FIX-RN

Katalognummer	L10		S		Rε		
	mm	in	mm	in	mm	in	
Rechtsausführung							
C8FIX150605RRN	9,10	.358	6,60	.260	0,50	.020	●

KCU10B



- Primär
- Sekundär

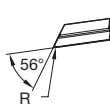
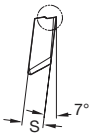
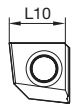
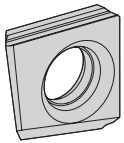
P	Blue	●
M	Yellow	●
K	Red	●
N	Green	○
S	Orange	●
H	Grey	●

Fix-Perfect™ -Wendeschneidplatten

D2FIX-HP

Katalognummer	L10		S		Rε		
	mm	in	mm	in	mm	in	
Rechtsausführung							
D2FIX110403RHP	10,10	.396	4,00	.157	0,30	.012	●
D2FIX150508RHP	13,60	.535	5,00	.197	0,80	.032	●
D2FIX150504RHP	14,00	.551	5,00	.197	0,40	.016	●
D2FIX150503RHP	14,10	.554	5,00	.197	0,30	.012	●
Linksausführung							
D2FIX110403LHP	10,10	.396	4,00	.157	0,30	.012	●
D2FIX150508LHP	13,60	.535	5,00	.197	0,80	.032	●
D2FIX150503LHP	14,10	.554	5,00	.197	0,30	.012	●

KCU10B



- Primär
- Sekundär

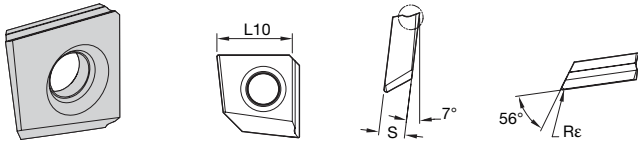
P	Blue	●
M	Yellow	●
K	Red	●
N	Green	○
S	Orange	●
H	Grey	●

Fix-Perfect™ -Wendeschneidplatten

D2FIX-MS

Katalognummer	L10		S		Rε		
	mm	in	mm	in	mm	in	
Rechtsausführung							
D2FIX150505RMS	13,90	.549	5,00	.197	0,50	.020	●
D2FIX150503RMS	14,10	.554	5,00	.197	0,30	.012	●
Linksausführung							
D2FIX150505LMS	13,90	.549	5,00	.197	0,50	.020	●
D2FIX150503LMS	14,10	.554	5,00	.197	0,30	.012	●

KCU10B



- Primär
- Sekundär

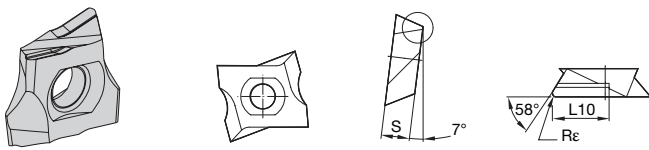
P	●
M	●
K	●
N	○
S	●
H	●

Fix-Perfect™ -Wendescheidplatten

D2FIX-FN

Katalognummer	L10		S		Rε		●
	mm	in	mm	in	mm	in	
Rechtsausführung							
D2FIX150505RFN	13,90	.549	5,00	.197	0,50	.020	●

KCU10B



- Primär
- Sekundär

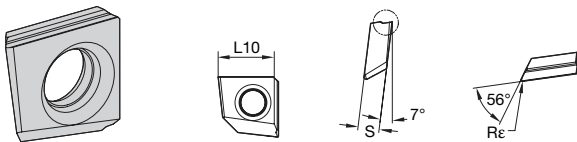
P	●
M	●
K	●
N	○
S	●
H	●

Fix-Perfect™ -Wendescheidplatten

D4FIX-MN

Katalognummer	L10		S		Rε		●
	mm	in	mm	in	mm	in	
Rechtsausführung							
D4FIX140608RMN	6,70	.264	5,90	.233	0,80	.031	●

KCU10B



- Primär
- Sekundär

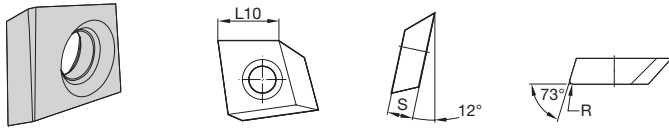
P	●
M	●
K	●
N	○
S	●
H	●

Fix-Perfect™ -Wendescheidplatten

D2FIX-MN

Katalognummer	L10		S		Rε		●
	mm	in	mm	in	mm	in	
Rechtsausführung							
D4FIX140608RMN	6,70	.264	5,90	.233	0,80	.031	●

KCU10B



- Primär
- Sekundär

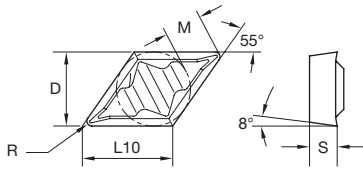
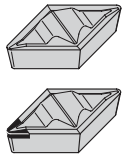
P	●
M	●
K	●
N	○
S	●
H	

Fix-Perfect™ -Wendeschneidplatten

E2FIX-HP

Katalognummer	L10		S		Rε		
	mm	in	mm	in	mm	in	
Rechtsausführung							
E2FIX100505RHP	10,50	.413	5,00	.197	0,50	.020	●
Linksausführung							
E2FIX100505LHP	10,50	.413	5,00	.197	0,50	.020	●

KCU10B



- Primär
- Sekundär

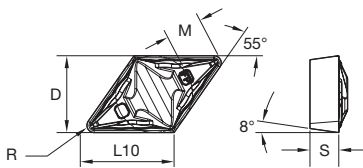
P	●
M	●
K	●
N	○
S	●
H	

Top Notch™ Profildrehen

DCGR • DPGR

ISO Katalognummer	ANSI Katalognummer	D		L10		S		M		Rε		
		mm	in	mm	in	mm	in	mm	in	mm	in	
DCGR150404	DPGR431	12,70	1/2	15,50	.610	4,76	3/16	6,94	.273	0,4	1/64	●
DCGR150408	DPGR432	12,70	1/2	15,50	.610	4,76	3/16	6,48	.255	0,8	1/32	●
DCGR150412	DPGR433	12,70	1/2	15,50	.610	4,76	3/16	6,01	.237	1,2	3/64	●

KCU10B



- Primär
- Sekundär

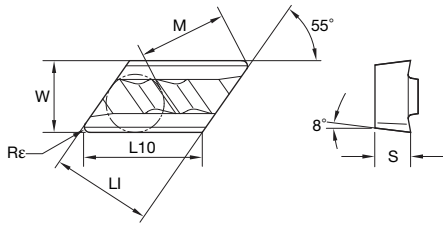
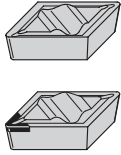
P	●
M	●
K	●
N	○
S	●
H	

Top Notch™ Profildrehen

DCGR • DPGR • FP

ISO Katalognummer	ANSI Katalognummer	D		L10		S		M		Rε		
		mm	in	mm	in	mm	in	mm	in	mm	in	
DCGR150404FP	DPGR431FP	12,70	1/2	15,50	.610	4,76	3/16	6,94	.273	0,4	1/64	●

KCU10B



- Primär
- Sekundär

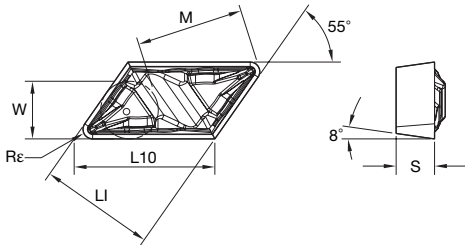
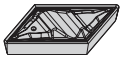
P	●
M	●
K	●
N	○
S	●
H	

Top Notch™ Profildrehen

KCGR • NPGR

ISO Katalognummer	ANSI Katalognummer	LI		L10		W		S		M		Re		
		mm	in	mm	in	mm	in	mm	in	mm	in	mm	in	
Rechtsausführung														
KCGR110304R08	NPGR51R	9,53	.375	11,60	.457	6,35	.250	3,18	1/8	9,10	.358	0,4	1/64	●
KCGR110308R08	NPGR52R	9,53	.375	11,60	.457	6,35	.250	3,18	1/8	8,66	.341	0,8	1/32	●
Linksausführung														
KCGR110304L08	NPGR51L	9,53	.375	11,60	.457	6,35	.250	3,18	1/8	9,10	.358	0,4	1/64	●
KCGR110308L08	NPGR52L	9,53	.375	11,60	.457	6,35	.250	3,18	1/8	8,66	.341	0,8	1/32	●

KCU10B



- Primär
- Sekundär

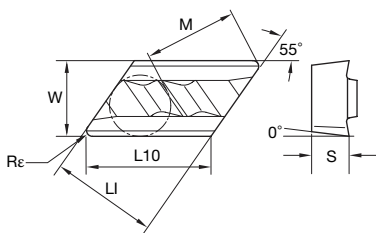
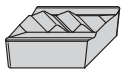
P	●
M	●
K	●
N	○
S	●
H	

Top Notch™ Profildrehen

KCGR • NPGR • FP

ISO Katalognummer	ANSI Katalognummer	LI		L10		W		S		M		Re		
		mm	in	mm	in	mm	in	mm	in	mm	in	mm	in	
Rechtsausführung														
KCGR110308R08FP	NPGR52RFP	9,52	.375	11,60	.457	6,35	.250	3,18	1/8	9,13	.360	0,8	1/32	●

KCU10B



- Primär
- Sekundär

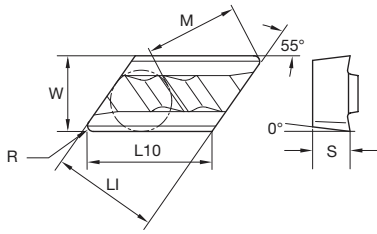
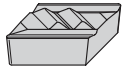
P	●
M	●
K	●
N	○
S	●
H	

Top Notch™ Profildrehen

KNGX • NPR/L

ISO Katalognummer	ANSI Katalognummer	LI		L10		W		S		M		Re		
		mm	in	mm	in	mm	in	mm	in	mm	in	mm	in	
Rechtsausführung														
KNGX150401R15	NPR1305	12,68	.500	15,44	.608	9,53	.375	4,76	3/16	13,76	.542	0,1	.005	●
KNGX150402R15	NPR1308	12,68	.500	15,44	.608	9,53	.375	4,76	3/16	13,67	.538	0,2	.008	●
KNGX150404R20	NPR131F	12,68	.499	15,44	.608	9,47	.373	4,76	3/16	13,46	.530	0,4	1/64	●
KNGX150408R20	NPR132F	12,68	.499	15,44	.608	9,47	.373	4,76	3/16	12,99	.512	0,8	1/32	●
KNGX220408R32	NPR332	18,62	.733	22,73	.895	9,53	.375	4,76	3/16	19,47	.767	0,8	1/32	●

KCU10B



- Primär
- Sekundär

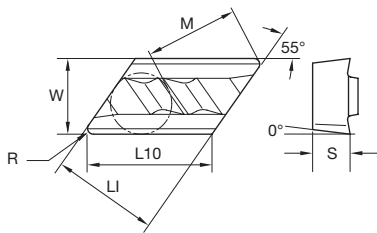
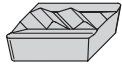
P	●
M	●
K	●
N	○
S	●
H	

Fortsetzung

Top Notch™ Profildrehen

KNGX • NPR/L

ISO Katalognummer	ANSI Katalognummer	LI		L10		W		S		M		Rε		
		mm	in	mm	in	mm	in	mm	in	mm	in	mm	in	
Linksausführung														
KNGX150404L20	NPL131F	12,68	.499	15,44	.608	9,47	.373	4,76	3/16	13,46	.530	0,4	1/64	●
KNGX150408L20	NPL132F	12,68	.499	15,44	.608	9,47	.373	4,76	3/16	12,99	.512	0,8	1/32	●
KNGX220408L20	NPL332F	18,62	.733	22,73	.895	9,53	.375	4,76	3/16	19,47	.767	0,8	1/32	●



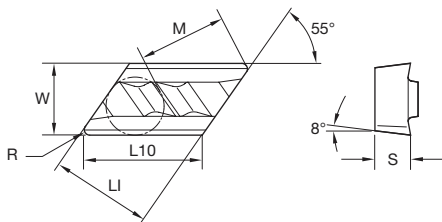
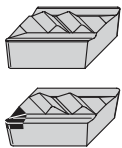
- Primär
- Sekundär

P	●
M	●
K	●
N	○
S	●
H	

Top Notch™ Profildrehen

KNUX • NPR/L

ISO Katalognummer	ANSI Katalognummer	LI		L10		W		S		M		Rε		
		mm	in	mm	in	mm	in	mm	in	mm	in	mm	in	
Rechtsausführung														
KNUX150405R20	NPR13M05F	12,70	.500	15,44	.608	9,53	.375	4,76	3/16	13,32	.525	0,5	.020	●
KNUX150410R25	NPR13M10N	12,70	.500	15,44	.608	9,53	.375	4,76	3/16	12,74	.502	1,0	.039	●
Linksausführung														
KNUX150405L25	NPL13M05N	12,70	.500	15,44	.608	9,53	.375	4,76	3/16	13,32	.525	0,5	.020	●
KNUX150410L25	NPL13M10N	12,70	.500	15,44	.608	9,53	.375	4,76	3/16	12,74	.502	1,0	.039	●



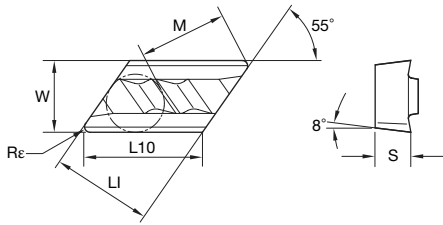
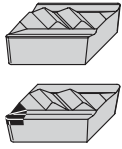
- Primär
- Sekundär

P	●
M	●
K	●
N	○
S	●
H	

Top Notch™ Profildrehen

KCGX • NPR/L

ISO Katalognummer	ANSI Katalognummer	LI		L10		W		S		M		Rε		
		mm	in	mm	in	mm	in	mm	in	mm	in	mm	in	
Rechtsausführung														
KCGX110301R15	NPR505	9,53	.375	11,60	.457	6,35	.250	3,18	1/8	9,43	.371	0,1	.005	●
KCGX110302R15	NPR508	9,53	.375	11,60	.457	6,35	.250	3,18	1/8	9,34	.368	0,2	.008	●
KCGX110304R15	NPR51	9,53	.375	11,60	.457	6,35	.250	3,18	1/8	9,11	.359	0,4	1/64	●
KCGX110308R15	NPR52	9,57	.377	-	-	6,33	.249	3,18	1/8	8,69	.342	0,8	1/32	●



- Primär
- Sekundär

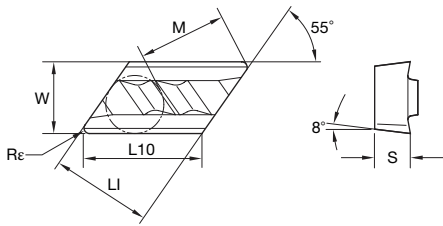
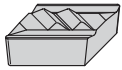
P	●
M	●
K	●
N	○
S	●
H	

Fortsetzung

Top Notch™ Profildrehen

KCGX • NPR/L

ISO Katalognummer	ANSI Katalognummer	LI		L10		W		S		M		Re		
		mm	in	mm	in	mm	in	mm	in	mm	in	mm	in	
Linksausführung														
KCGX110301L15	NPL505	9,53	.375	11,60	.457	6,35	.250	3,18	1/8	9,43	.371	0,1	.005	●
KCGX110302L15	NPL508	9,53	.375	11,60	.457	6,35	.250	3,18	1/8	9,34	.368	0,2	.008	●
KCGX110304L15	NPL51	9,53	.375	11,60	.457	6,35	.250	3,18	1/8	9,11	.359	0,4	1/64	●
KCGX110308L15	NPL52	9,57	.377	-	-	6,33	.249	3,18	1/8	8,69	.342	0,8	1/32	●



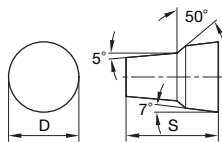
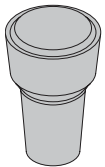
- Primär
- Sekundär

P	●
M	●
K	●
N	○
S	●
H	

Top Notch™ Profildrehen

KCUX • NPR/L

ISO Katalognummer	ANSI Katalognummer	LI		L10		W		S		M		Re		
		mm	in	mm	in	mm	in	mm	in	mm	in	mm	in	
Rechtsausführung														
KCUX110302R15	NPR5M02	9,50	.374	11,60	.457	6,33	.249	3,18	1/8	9,40	.370	0,2	.008	●
KCUX110305R15	NPR5M05	9,53	.375	11,60	.457	6,35	.250	3,18	1/8	9,06	.357	0,5	.020	●
Linksausführung														
KCUX110302L15	NPL5M02	9,46	.373	11,60	.457	6,33	.249	3,18	1/8	9,40	.370	0,2	.008	●
KCUX110305L15	NPL5M05	9,53	.375	11,60	.457	6,35	.250	3,18	1/8	9,06	.357	0,5	.020	●



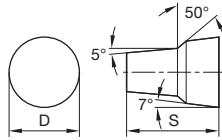
- Primär
- Sekundär

P	●
M	●
K	●
N	○
S	●
H	

K-Lock™ Schneidkörper

RCGK-FS

ISO Katalognummer	ANSI Katalognummer	D		S		
		mm	in	mm	in	
RCGK040300FS	RCGK152FS	4,76	3/16	6,38	.251	●
RCGK060400FS	RCGK23FS	6,35	1/4	9,09	.358	●
RCGK090700FS	RCGK35FS	9,53	3/8	13,23	.521	●
RCGK120800FS	RCGK46FS	12,70	1/2	16,61	.654	●



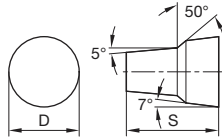
- Primär
- Sekundär

P	●
M	●
K	●
N	○
S	●
H	

K-Lock™ Schneidkörper RCGK-HP

ISO Katalognummer	ANSI Katalognummer	D		S		
		mm	in	mm	in	
RCGK040300HP	RCGK152HP	4,76	3/16	6,38	.251	●
RCGK060400HP	RCGK23HP	6,35	1/4	9,09	.358	●
RCGK090700HP	RCGK35HP	9,53	3/8	13,23	.521	●
RCGK120800HP	RCGK46HP	12,70	1/2	16,61	.654	●

KCU10B



- Primär
- Sekundär

P	●
M	●
K	●
N	○
S	●
H	

K-Lock™ Schneidkörper RCMK

ISO Katalognummer	ANSI Katalognummer	D		S		
		mm	in	mm	in	
RCMK040300	RCMK152	4,76	3/16	6,38	.251	●
RCMK060400	RCMK23	6,35	1/4	9,09	.358	●
RCMK090700	RCMK35	9,53	3/8	13,23	.521	●
RCMK120800	RCMK46	12,70	1/2	16,61	.654	●

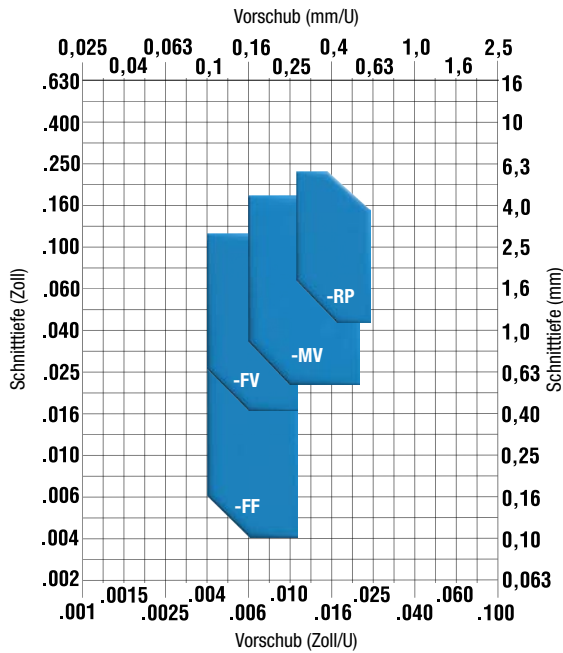
KCU10B

WENDESCHNEIDPLATTEN-AUSWAHLSYSTEM – STÄHLE

1. Schritt – Wahl der Wendeschneidplattengeometrie

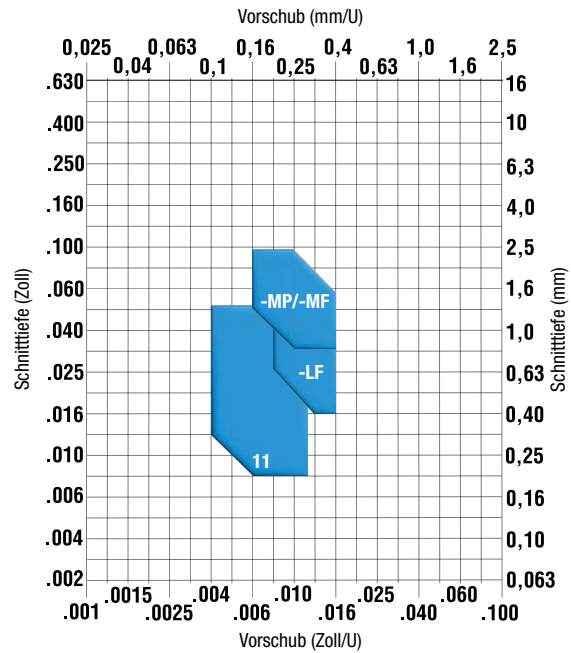
Negative Wendeschneidplatten

CNMG120408



Positive Wendeschneidplatten

CCMT09T308/CCGT09T308



Negative Wendeschneidplatten								
CNMG120408								
	min. Vorschub		min. Schnitttiefe		max. Vorschub		max. Schnitttiefe	
	mm	in	mm	in	mm	in	mm	in
-FF	0,1	0.004	0,1	0.004	0,3	0.012	2,67	0.106
-FV	0,1	0.004	0,4	0.016	0,3	0.012	3	0.118
-FN	0,1	0.004	0,3	0.012	0,3	0.012	2,5	0.098
-MV	0,15	0.006	0,5	0.02	0,5	0.02	4,5	0.177
-MN	0,2	0.008	0,5	0.02	0,5	0.02	5,1	0.201
-MR	0,15	0.006	1	0.039	0,54	0.022	5,72	0.224
-RP	0,2	0.008	1,1	0.043	0,6	0.024	6,4	0.252
-RN	0,3	0.012	1,1	0.043	0,63	0.024	5,7	0.224

Positive Wendeschneidplatten								
CCMT09T308/CCGT09T308								
	min. Vorschub		min. Schnitttiefe		max. Vorschub		max. Schnitttiefe	
	mm	in	mm	in	mm	in	mm	in
-11	0,1	0.004	0,2	0.008	0,3	0.012	1,3	0.051
-UF	0,1	0.004	0,2	0.008	0,3	0.012	1,3	0.051
-HP	0,1	0.004	0,6	0.024	0,4	0.016	2,3	0.091
-LF	0,2	0.008	0,4	0.016	0,4	0.016	2,3	0.091
-FP	0,1	0.004	0,6	0.024	0,25	0.01	2	0.079
-MP / -MF	0,15	0.006	0,8	0.031	0,4	0.016	2,5	0.098

2. Schritt – Wahl der Sorte

Negative Wendeschneidplatten-Geometrie									
Schnittbedingung	-CT	-FF	-FV	-FN	-MV	-MN	-MR	-RP	-RN
Stark unterbrochener Schnitt	-	KCP10B/ KCP10	KCP25C	KCP25C	KCP40B	KCP30B/ KCP40B	KCP30B	KCP30B/ KCP40B	KCP30B/ KCP40B
Leicht unterbrochener Schnitt	-	KCP10B/ KCP10	KCP10B	KCP25C	KCP25C	KCP25C	KCP25C	KCP25C	KCP25C
Schwankende Schnitttiefe, Guss- oder Schmiedehaut	KCP10B	KCP05B/ KCU10B/ KTP10/ KT315	KCP10B	KCP10B	KCP10B	KCP10B	KCP10B/ KCU10B	KCP10B/ KCU10B	KCP10B/ KCU10B
Glatter Schnitt, vorgedrehte Oberfläche	KCP05	KCP05B	KCP05B	KCP05B/ KCP05/ KCP10B	KCPK05	KCP05B/ KCP10B	KCP10B/ KCP10/ KCK15B	KCP05B/ KCPK05	KCP05B
glatter Schnitt, hohe Präzision / enge Toleranz	KCU10	KCU10B/ KTP10/ KT315	KTP10/ KT315	KCU10B/ KTP10/ KT315	-	-	KCU10B	KCU10B	KCU10B

Positive Wendeschneidplatten-Geometrie

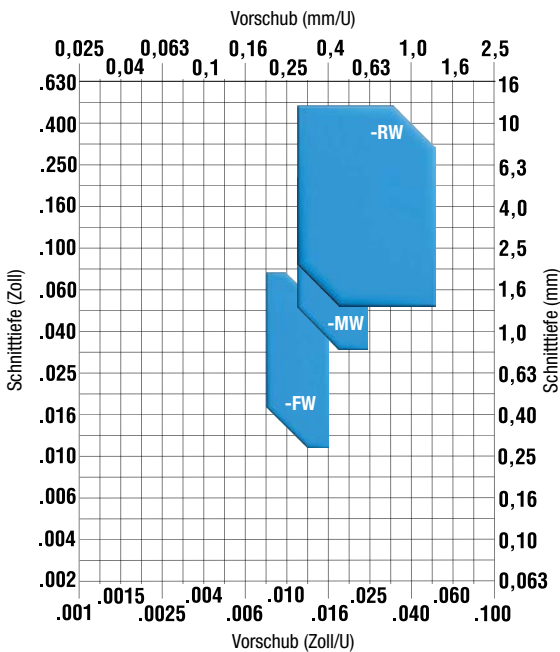
Schnittbedingung	-11	-UF	-LF	-FP	-MF	-MP
Stark unterbrochener Schnitt	-	KCP25C/ KCU10B	KCP25C/ KCP30B/ KCP40B	KCP25C	KCP25C/KCP30B	-
Leicht unterbrochener Schnitt	-	KCP25C/ KCU10B	KCP25C	KCP25C	KCP25C	KCP25C
Schwankende Schnitttiefe, Guss- oder Schmiedehaut	KTP10/ KT315	KCP10B	KCU10B	KCP10B/ KCU10B	KCP10B	KCU10B/ KCP10
Glatter Schnitt, vorgedrehte Oberfläche	KTP10/ KT315	KCP05B	KCP05B	KCP05B/ KCP10B	KCP10B	-
Glatter Schnitt, hohe Präzision / enge Toleranz	KTP10/ KT315	-	KCU10B	KCU10B/ KTP10/ KT315	-	KCU10B

HINWEIS: Wenn mehrere Sorten gezeigt werden, ist die erste Wahl fettgedruckt.

1. Schritt – Wahl der Wendeschneidplattengeometrie

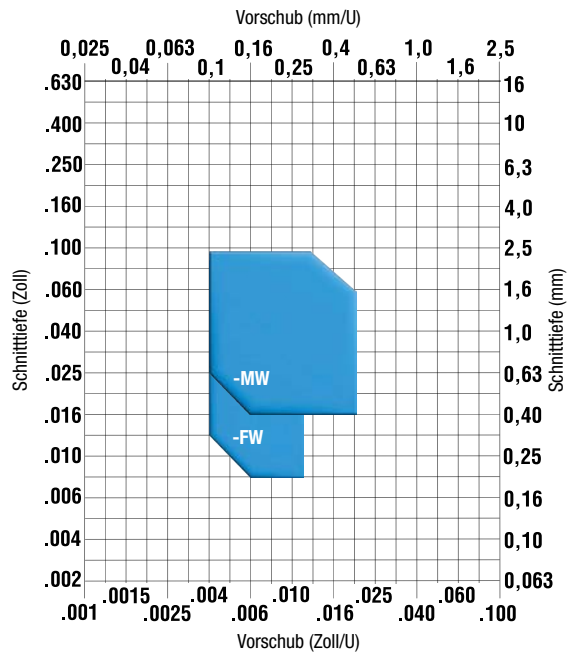
Negative Wiper Breitschlicht-Wendeschneidplatten

CNMG120408



Positive Wiper Breitschlicht-Wendeschneidplatten

CCMT09T308/CCGT09T308



Negative Wiper Breitschlicht-Wendeschneidplatten

CNMG120408

	min. Vorschub		min. Schnitttiefe		max. Vorschub		max. Schnitttiefe	
	mm	in	mm	in	mm	in	mm	in
	-FW	0,2	0.008	0,3	0.012	0,4	0.016	2
-MW	0,3	0.012	0,8	0.031	0,6	0.024	5,1	0.201
..MM-RW	0,3	0.012	1,3	0.051	1,3	0.051	12,7	0.5

Positive Wiper Breitschlicht-Wendeschneidplatten

CCMT09T308/CCGT09T308

	min. Vorschub		min. Schnitttiefe		max. Vorschub		max. Schnitttiefe	
	mm	in	mm	in	mm	in	mm	in
	-FW	0,1	0.004	0,2	0.008	0,3	0.012	2,3
-MW	0,1	0.004	0,4	0.016	0,5	0.02	2,5	0.098

2. Schritt – Wahl der Sorte

WIPER	Negative Wendeschneidplatten-Geometrie		
	-FW	-MW	-RW
Stark unterbrochener Schnitt	-	KCP25C	KCP25C
Leicht unterbrochener Schnitt	KCP10B/ KCP10	KCP25C	KCP25C
Schwankende Schnitttiefe, Guss- oder Schmiedehaut	KCP10B/ KCP10	KCP25C/ KCP10B/ KCP10	KCP25C
Glatter Schnitt, vorgedrehte Oberfläche	KCP05B/ KCP05	KCP05B/ KCP05	-
Glatter Schnitt, hohe Präzision / enge Toleranz	KCU10B/ KTP10/ KT315	-	-

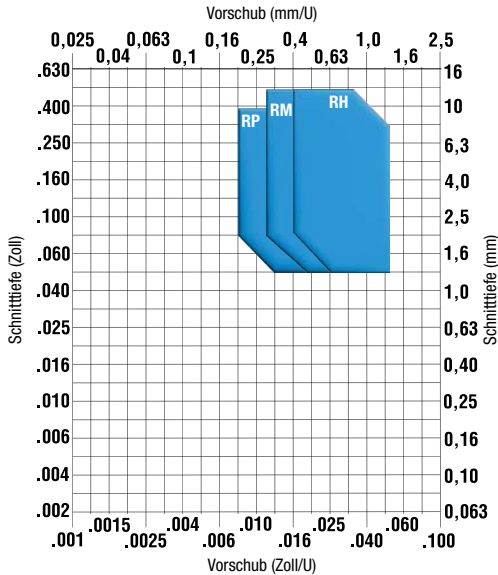
HINWEIS: Wenn mehrere Sorten gezeigt werden, ist die erste Wahl fettgedruckt.

WIPER	Positive Wendeschneidplatten-Geometrie	
	-FW	-MW
Stark unterbrochener Schnitt	KCP25C	KCP25C
Leicht unterbrochener Schnitt	KCP25C	KCP25C
Schwankende Schnitttiefe, Guss- oder Schmiedehaut	KCP25C/ KCP10B/ KCP10	KCP25C/ KCP10B/ KCP10
Glatter Schnitt, vorgedrehte Oberfläche	KCP10B/ KCP10	KCP10B/ KCP10
Glatter Schnitt, hohe Präzision / enge Toleranz	KCU10B/ KTP10/ KT315	KCU10B/ KTP10/ KT315

1. Schritt – Wahl der Wendeschneidplattengeometrie

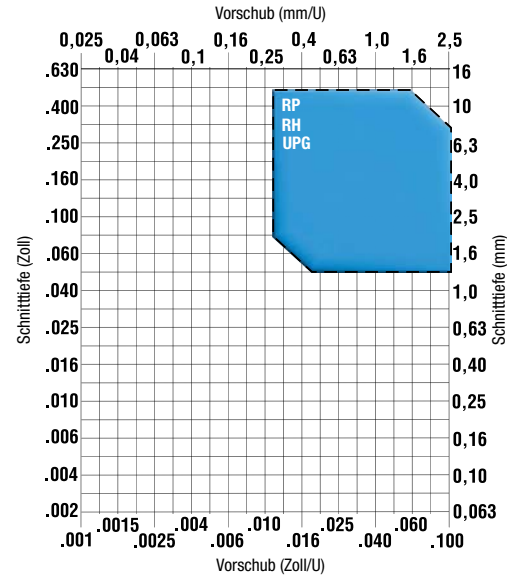
Negative Schwerzerspannungs-Wendeschneidplatten

CNMM190616



Positive Schwerzerspannungs-Wendeschneidplatten

RCMX32



Negative Schwerzerspannungs-Wendeschneidplatten								
CNMM190616								
	min. Vorschub		min. Schnitttiefe		max. Vorschub		max. Schnitttiefe	
	mm	in	mm	in	mm	in	mm	in
-RP	0,2	0.008	1,28	0.05	1,3	0.051	10	0.394
-RM	0,3	0.012	1,28	0.05	1,3	0.051	12,7	0.5
-RH	0,4	0.016	1,28	0.05	1,3	0.051	12,7	0.5

Positive Schwerzerspannungs-Wendeschneidplatten								
RCMX32								
	min. Vorschub		min. Schnitttiefe		max. Vorschub		max. Schnitttiefe	
	mm	in	mm	in	mm	in	mm	in
-UPG	0,3	0.012	1,3	0.051	2,56	0.102	12,8	0.504
-RP	0,3	0.012	1,3	0.051	2,56	0.102	12,8	0.504
-RH	0,3	0.012	1,3	0.051	2,56	0.102	12,8	0.504

2. Schritt – Wahl der Sorte

Schruppbearbeitung	Negative Wendeschneidplatten-Geometrie		
	-RP	-RM	-RH
Stark unterbrochener Schnitt	KCP30B/ KCP30/ KCP40B/ KCP40	KCP30B/ KCP30/ KCP40B/ KCP40	KCP30B/ KCP30/ KCP40B/ KCP40
Leicht unterbrochener Schnitt	KCP25C/ KCP30B/ KCP30	KCP25C/ KCP30B/ KCP30	KCP25C/ KCP30B/ KCP30
Schwankende Schnitttiefe, Guss- oder Schmiedehaut	KCP25C/ KCP10B/ KCP10	KCP25C/ KCP10B/ KCP10	KCP25C/ KCP10B/ KCP10
Glatter Schnitt, vorgedrehte Oberfläche	KCP10B/ KCP10	KCP10B/ KCP10	KCP10B/ KCP10

HINWEIS: Wenn mehrere Sorten gezeigt werden, ist die erste Wahl fettgedruckt.

Schruppbearbeitung	Positive Wendeschneidplatten-Geometrie		
	-UPG	-RP	-RH
Stark unterbrochener Schnitt	KCP30B/ KCP30/ KCP40B/ KCP40	KCP30B/ KCP30/ KCP40B/ KCP40	-
Leicht unterbrochener Schnitt	KCP25C/ KCP30B/ KCP30	KCP25C/ KCP30B/ KCP30	KCP25C/ KCP30B/ KCP30
Schwankende Schnitttiefe, Guss- oder Schmiedehaut	KCP25C/ KCP10B/ KCP10	KCP25C/ KCP10B/ KCP10	KCP25C/ KCP10B/ KCP10
Glatter Schnitt, vorgedrehte Oberfläche	KCPK05/ KCP10B/ KCP10	KCP10B/ KCP10	KCP10B/ KCP10

3. Schritt – Wahl der Schnittgeschwindigkeit

Stahl mit geringem Kohlenstoffgehalt (<0,3% C) und Automatenstahl

Werkstoffgruppe	Beschichtungen	m/min			SFM		
		MIN.	START	MAX.	MIN.	START	MAX.
P0/P1	KTP10/KT315	180	440	475	590	1440	1560
	KCU10B	165	310	395	540	1020	1300
	KCP05B/KCP05/KCPK05	180	435	500	590	1430	1640
	KCP10B/KCP10	180	395	440	590	1300	1440
	KCP25C	150	330	430	490	1080	1410
	KCP30B/KCP30/KCP40B/KCP40	115	210	235	380	690	770

Stähle mit mittlerem und hohem Kohlenstoffgehalt (>0,3% C)

Werkstoffgruppe	Beschichtungen	m/min			SFM		
		MIN.	START	MAX.	MIN.	START	MAX.
P2	KTP10/KT315	190	270	395	620	890	1300
	KCU10B	155	220	250	510	720	820
	KCP05B/KCP05/KCPK05	180	240	400	590	790	1310
	KCP10B/KCP10	180	265	350	590	870	1150
	KCP25C	150	235	385	490	770	1260
	KCP30B/KCP30/KCP40B/KCP40	115	150	240	380	490	790

Legierte Stähle und Werkzeugstähle; <330 HB; <35 HRC

Werkstoffgruppe	Beschichtungen	m/min			SFM		
		MIN.	START	MAX.	MIN.	START	MAX.
P3	KTP10/KT315	180	210	275	590	690	900
	KCU10B	150	170	250	490	560	820
	KCP05B/KCP05/KCPK05	180	205	275	590	670	900
	KCP10B/KCP10	160	190	245	520	620	800
	KCP25C	150	185	275	490	610	900
	KCP30B/KCP30/KCP40B/KCP40	115	120	160	380	390	520

Legierte Stähle und Werkzeugstähle; 350–450 HB; 35–48 HRC

Werkstoffgruppe	Beschichtungen	m/min			SFM		
		MIN.	START	MAX.	MIN.	START	MAX.
P4	KTP10/KT315	90	210	215	300	690	710
	KCU10B	85	120	195	280	390	640
	KCP05B/KCP05/KCPK05	90	155	215	300	510	710
	KCP10B/KCP10	90	145	195	300	480	640
	KCP25C	75	125	215	250	410	710
	KCP30B/KCP30/KCP40B/KCP40	50	95	135	160	310	440

Ferritische, martensitische und nicht rostende PH-Stähle;
<330 HB; <35 HRC

Werkstoffgruppe	Beschichtungen	m/min			SFM		
		MIN.	START	MAX.	MIN.	START	MAX.
P5	KTP10/KT315	150	250	310	490	820	1020
	KCU10B	130	220	290	430	720	950
	KCP05B/KCP05/KCPK05	150	230	270	490	750	890
	KCP10B/KCP10	150	215	300	490	710	980
	KCP25C	130	235	325	430	770	1070
	KCP30B/KCP30/KCP40B/KCP40	110	135	150	360	440	490

Ferritische, martensitische und nicht rostende PH-Stähle;
350–450 HB; 35–48 HRC

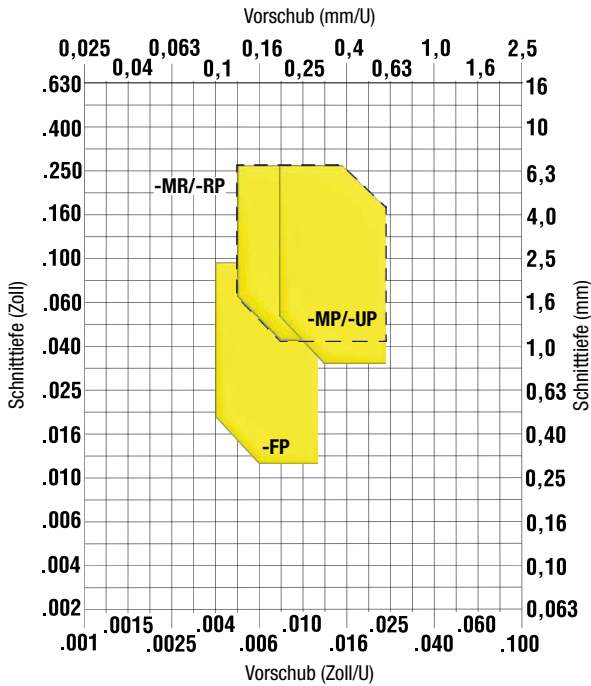
Werkstoffgruppe	Beschichtungen	m/min			SFM		
		MIN.	START	MAX.	MIN.	START	MAX.
P6	KTP10/KT315	140	200	295	460	660	970
	KCU10B	115	165	250	380	540	820
	KCP05B/KCP05/KCPK05	140	200	300	460	660	980
	KCP10B/KCP10	120	180	270	390	590	890
	KCP25C	115	180	265	380	590	870
	KCP30B/KCP30/KCP40B/KCP40	90	105	140	300	340	460

WENDESCHNEIDPLATTEN-AUSWAHLSYSTEM - EDELSTÄHLE

1. Schritt – Wahl der Wendeschneidplattengeometrie

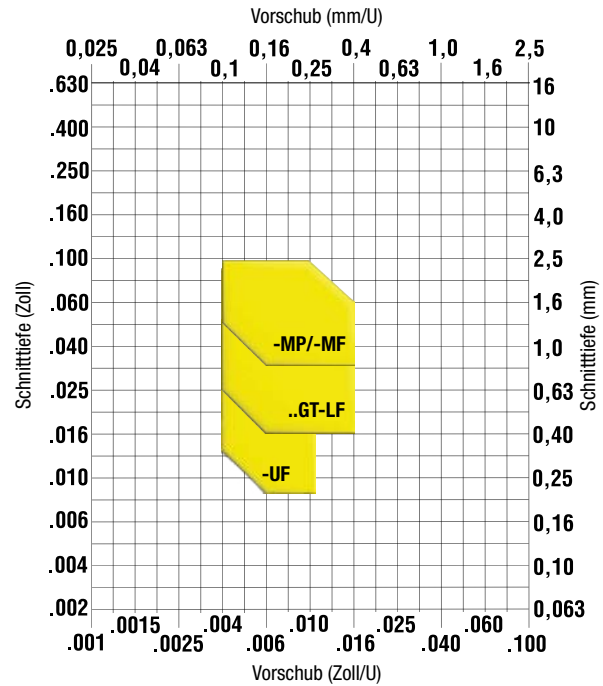
Negative Wendeschneidplatten

CNMG120408



Positive Wendeschneidplatten

CCMT09T308/CCGT09T308



Negative Wendeschneidplatten								
CNMG120408								
	min. Vorschub		min. Schnitttiefe		max. Vorschub		max. Schnitttiefe	
	mm	in	mm	in	mm	in	mm	in
-FF	0,1	0.004	0,1	0.004	0,3	0.012	2,7	0.106
-FP	0,1	0.004	0,3	0.012	0,3	0.012	2,5	0.098
-MP/-UP	0,2	0.008	0,8	0.031	0,6	0.024	6,4	0.252
-MR/-RP	0,15	0.006	1,1	0.043	0,6	0.024	6,4	0.252
-FS	0,07	0.003	0,2	0.008	0,25	0.01	2	0.079

Positive Wendeschneidplatten								
CCMT09T308/CCGT09T308								
	min. Vorschub		min. Schnitttiefe		max. Vorschub		max. Schnitttiefe	
	mm	in	mm	in	mm	in	mm	in
-11	0,1	0.004	0,2	0.008	0,3	0.012	1,3	0.051
-UF	0,1	0.004	0,2	0.008	0,3	0.012	1,3	0.051
..GT-LF	0,1	0.004	0,4	0.016	0,4	0.016	2,3	0.091
-LF	0,2	0.008	0,6	0.024	0,4	0.016	2,3	0.091
-FP	0,1	0.004	0,6	0.024	0,25	0.01	2	0.079
-MP/-MF	0,1	0.004	0,8	0.031	0,4	0.016	2,5	0.098
R.GT-MS	0,12	0.005	0,76	0.03	0,35	0.014	3,2	0.126

2. Schritt – Wahl der Sorte

Negative Wendeschneidplatten-Geometrie						
Schnittbedingung	-FF	-FP	-MP/-UP	-RP	-MR	-FS
Stark unterbrochener Schnitt	KCU10B	KCM15B/ KCM15	KCM35B/ KCM35	KCM35B/ KCM35	KCM35B/ KCM35	-
Leicht unterbrochener Schnitt	KCU10B	KCM15B/KCM15/ KCS10B/KCU10B	KCM25B/KCM25/ KCS10B	KCM25B/ KCM25	KCM25B/ KCM25	KCS10B
Schwankende Schnitttiefe, Guss- oder Schmiedehaut	KTP10/ KT315	KCM15B/KCM15/ KCS10B/KCU10B	KCM15B/KCM15/ KCS10B/KCU10B	KCM15B/KCM15/ KCM25B/KCM25	KCM15B/KCM15/ KCU10B	KCS10B
Glatter Schnitt, vorgedrehte Oberfläche	KCU10B/KTP10/ KT315	KCM15B/ KCM15	KCM15B/ KCM15	KCU10B	KCM15B/ KCM15	KCS10B
Glatter Schnitt, hohe Präzision / enge Toleranz	KCU10B/KTP10/ KT315	KCU10B/KCS10B/ KTP10/KT315	KCS10B/ KCU10B	KCU10B	KCU10B	KCS10B

Positive Wendeschneidplatten-Geometrie

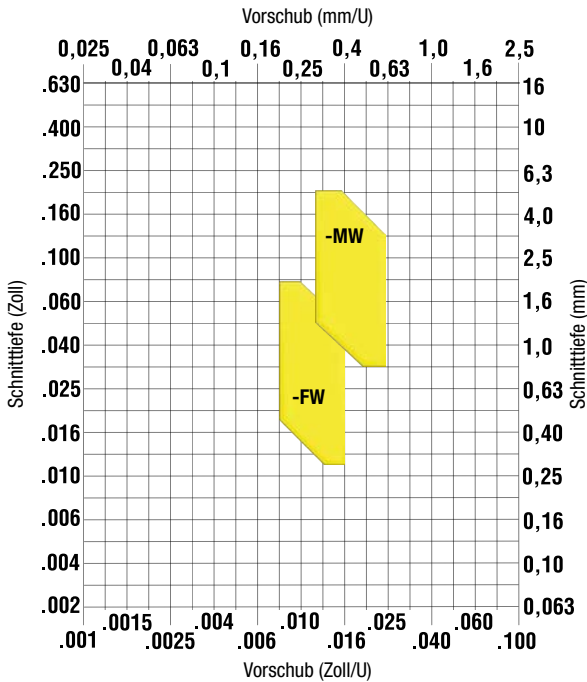
Schnittbedingung	-11	-UF	...GT-LF	-LF	-FP	-MP/-MF	R.GT-MS
Stark unterbrochener Schnitt	-	KCU25	KCU25	KCM35B/ KCM35	KCM25B/KCU25/ KCM25	KCM25B/ KCM25	-
Leicht unterbrochener Schnitt	-	KCU10B	KCU25	KCM25B/KCM25/ KCS10B	KCM15B/KCM15/ KCU10B	KCM25B/ KCM25	-
Schwankende Schnitttiefe, Guss- oder Schmiedehaut	KTP10/ KT315	-	KCU10B	KCM15B/KCU10B/ KCS10B	KCU10B	KCM15B/KCM15/ KCU10B	KCS10B
Glatte Schnitt, vorgedrehte Oberfläche	KTP10/ KT315	KCU10B	KCU10B	KCM15B/ KCM15	KCU10B/ KT315/ KTP10	KCM15B/ KCM15	KCS10B
Glatte Schnitt, hohe Präzision / enge Toleranz	KTP10/ KT315	KCU10B	KCU10B	KCU10B/KCS10B/ KTP10/KT315	KCU10B/KT315/ KTP10	KCU10B	KCS10B

HINWEIS: Wenn mehrere Sorten gezeigt werden, ist die erste Wahl fettgedruckt.

1. Schritt – Wahl der Wendeschneidplattengeometrie

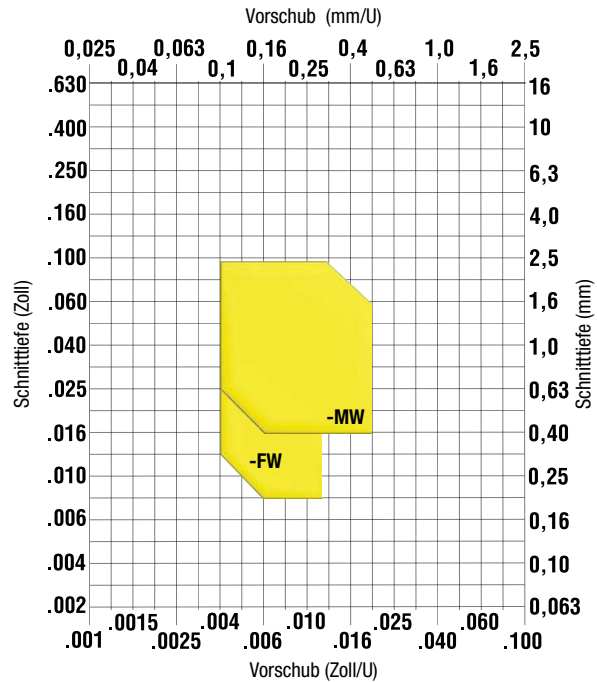
Negative Wiper Breitschlicht-Wendeschneidplatten

1/2 Zoll IC CNMG432



Positive Wiper Breitschlicht-Wendeschneidplatten

CCMT09T308/CCGT09T308



Negative Wiper Breitschlicht-Wendeschneidplatten								
CNMG120408								
	min. Vorschub		min. Schnitttiefe		max. Vorschub		max. Schnitttiefe	
	mm	in	mm	in	mm	in	mm	in
-FW	0,2	0.008	0,3	0.012	0,4	0.016	2	0.079
-MW	0,3	0.012	0,8	0.031	0,6	0.024	5,1	0.201

Positive Wiper Breitschlicht-Wendeschneidplatten								
CCMT09T308/CCGT09T308								
	min. Vorschub		min. Schnitttiefe		max. Vorschub		max. Schnitttiefe	
	mm	in	mm	in	mm	in	mm	in
-FW	0,1	0.004	0,2	0.008	0,3	0.012	2,3	0.091
-MW	0,1	0.004	0,4	0.016	0,5	0.02	2,5	0.098

2. Schritt – Wahl der Sorte

WIPER	Negative Wendeschneidplatten-Geometrie	
	-FW	-MW
Schnittbedingung		
Stark unterbrochener Schnitt	KCP25C	KCP25C
Leicht unterbrochener Schnitt	KCP25C	KCP25C
Schwankende Schnitttiefe, Guss- oder Schmiedehaut	KCM15B/KCM15/ KCP25C	KCM15B/KCM15/ KCP25C
Glatter Schnitt, vorgedrehte Oberfläche	KCU10B/KTP10/ KT315	KCM15B/KCM15/ KCP05B
Glatter Schnitt, hohe Präzision / enge Toleranz	KCU10B/KTP10/ KT315	KCU10B

WIPER	Positive Wendeschneidplatten-Geometrie	
	-FW	-MW
Schnittbedingung		
Stark unterbrochener Schnitt	KCP25C	KCP25C
Leicht unterbrochener Schnitt	KCP25C	KCP25C
Schwankende Schnitttiefe, Guss- oder Schmiedehaut	KCM15B/KCM15/ KCP25C	KCM15B/KCM15/ KCP25C
Glatter Schnitt, vorgedrehte Oberfläche	KCM15B/ KCM15	KCM15B/ KCM15
Glatter Schnitt, hohe Präzision / enge Toleranz	KCU10B/KTP10/ KT315	KCU10B/KTP10/ KT315

HINWEIS: Wenn mehrere Sorten gezeigt werden, ist die erste Wahl fettgedruckt.

3. Schritt – Wahl der Schnittgeschwindigkeit

Austenitischer, Rostfreier Stahl		m/min			SFM		
Werkstoffgruppe	Beschichtungen	MIN.	START	MAX.	MIN.	START	MAX.
M1	KTP10/KT315	145	230	300	480	750	980
	KCU10B	150	235	275	490	770	900
	KCU25	100	180	240	330	590	790
	KCS10B	135	215	250	440	710	820
	KCM15B/KCM15	100	180	240	330	590	790
	KCM25B/KCM25	90	150	180	300	490	590
	KCM35B/KCM35	80	120	135	260	390	440

Hochfeste austenitische, rostfreie Stähle und Edelstahlguss		m/min			SFM		
Werkstoffgruppe	Beschichtungen	MIN.	START	MAX.	MIN.	START	MAX.
M2	KTP10/KT315	140	215	290	460	710	950
	KCU10B	125	220	275	410	720	900
	KCU25	90	165	225	300	540	740
	KCS10B	115	200	250	380	660	820
	KCM15B/KCM15	110	165	250	360	540	820
	KCM25B/KCM25	90	140	225	300	460	740
	KCM35B/KCM35	80	105	130	260	340	430

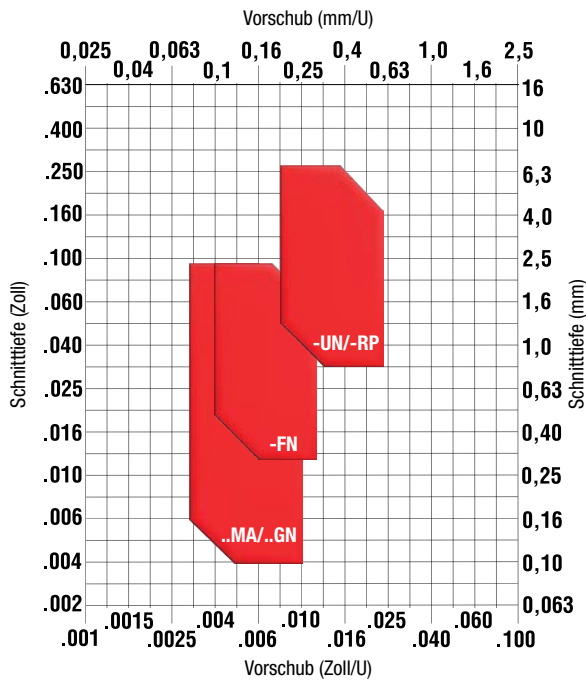
Duplex-Edelstähle (Mischung aus ferritisch und austenitisch)		m/min			SFM		
Werkstoffgruppe	Beschichtungen	MIN.	START	MAX.	MIN.	START	MAX.
M3	KTP10/KT315	140	200	290	460	660	950
	KCU10B	140	205	250	460	670	820
	KCU25	90	150	200	300	490	660
	KCS10B	125	185	225	410	610	740
	KCM15B/KCM15	110	150	250	360	490	820
	KCM25B/KCM25	90	120	180	300	390	590
	KCM35B/KCM35	80	90	135	260	300	440

WENDESCHNEIDPLATTEN-AUSWAHLSYSTEM - GUSSEISEN

1. Schritt – Wahl der Wendeschneidplattengeometrie

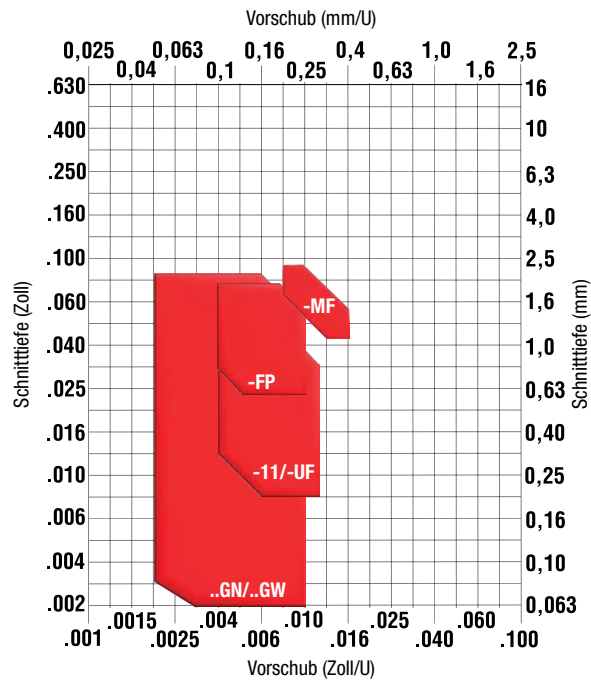
Negative Wendeschneidplatten

CNMG120408



Positive Wendeschneidplatten

CCMT09T308/CCGT09T308



Negative Wendeschneidplatten								
CNMG120408								
	min. Vorschub		min. Schnitttiefe		max. Vorschub		max. Schnitttiefe	
	mm	in	mm	in	mm	in	mm	in
-FN	0,1	0.004	0,3	0.012	0,3	0.012	2,5	0.098
-MR	0,15	0.006	1	0.039	0,54	0.021	5,7	0.224
-UN/-RP	0,2	0.008	0,8	0.031	0,6	0.024	6,4	0.252
..MA/..GN	0,08	0.003	0,1	0.004	0,25	0.01	2,5	0.098

Positive Wendeschneidplatten								
CCMT09T308/CCGT09T308								
	min. Vorschub		min. Schnitttiefe		max. Vorschub		max. Schnitttiefe	
	mm	in	mm	in	mm	in	mm	in
-11/-UF	0,1	0.004	0,2	0.008	0,3	0.012	1,3	0.051
-LF	0,2	0.008	0,4	0.016	0,4	0.016	2,3	0.091
-FP	0,1	0.004	0,6	0.024	0,25	0.01	2	0.079
-MP	0,1	0.004	0,8	0.031	0,4	0.016	2,5	0.098
-MF	0,2	0.008	1,1	0.043	0,4	0.016	2,5	0.098
..GN/..GW	0,05	0.002	0,03	0.001	0,25	0.01	2	0.079

2. Schritt – Wahl der Sorte

Negative Wendeschneidplatten-Geometrie				
Schnittbedingung	-FN	-MR	-UN/-RP	..MA
Stark unterbrochener Schnitt	KCK15B/ KCK15	KCP10B/KCP10/ KCP25B/KCP25/	KCK20B/KCK20/ KCPK05	KCK20B/KCK20/KYK25/ KY3500/KBK45/KB1340
Leicht unterbrochener Schnitt	KCK15B/ KCK15	KCP10B/KCP10/ KCP25B/KCP25/	KCK20B/KCK20/ KCPK05	KCK20B/KCK20/KYK25/ KY3500/KBK45/KB1340
Schwankende Schnitttiefe, Guss- oder Schmiedehaut	KCK05B/KCK05/ KTP10/KT315	KCK15B/ KCK15	KCK15B/ KCK15	KCK15B/KCK15/KYK25/ KY3500/KB5630/KB1345
Glatter Schnitt, vorgedrehte Oberfläche	KCK05B/ KCK05	KCK15B/ KCK15	KCK05B/ KCK05	KCK05B/KCK05/KYK25/ KY3500/KYHK15B/ KB5630/KB1345
Glatter Schnitt, hohe Präzision / enge Toleranz	KTP10/ KT315	KCU10B	-	KYHK15B/KB5630/ KB1345

Positive Wendeschneidplatten-Geometrie

Schnittbedingung	-11	-LF	-FP	-MP	-MF	...GN & ...GW
Stark unterbrochener Schnitt	-	KCK20B/ KCK20	KCK20B/ KCK20	KCK20B/ KCK20	KCK20B/ KCK20	KY3500/KB5630/ KB1345
Leicht unterbrochener Schnitt	KCU10B	KCK20B/ KCK20	KCK20B/ KCK20	KCK20B/ KCK20	KCK20B/ KCK20	KY3500/KB5630/ KB1345
Schwankende Schnitttiefe, Guss- oder Schmiedehaut	KCU10B	KCK15B/ KCK15	KCK20B/ KCK20	KCK20B/ KCK20	KCK15B/ KCK15	KY3500/KB5630/ KB1345
Glatter Schnitt, vorgedrehte Oberfläche	KCU10B/KTP10/ KT315	KCU10B	KCK20B/KCK20	KCK20B/ KCK20	KCK15B/ KCK15	KY3500/KYHK15B/ KB5630/KB1345
Glatter Schnitt, hohe Präzision / enge Toleranz	KCU10B/KTP10/ KT315	KCU10B	-	KCU10B	-	KYHK15B/KB5630/ KB1345

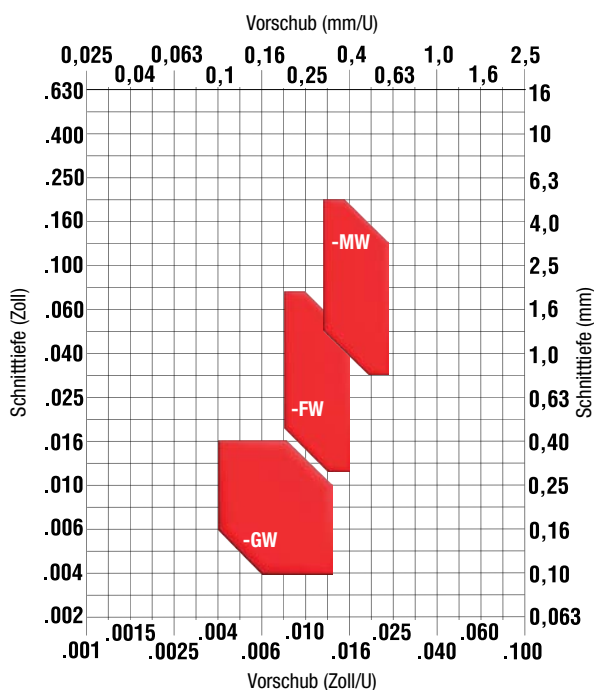
HINWEIS: Wenn mehrere Sorten gezeigt werden, ist die erste Wahl **fettgedruckt**.

** Zur Bearbeitung von formbarem Eisen ist eine schärfere Schneidkante/Spanformstufe („-MR“, „-11“) erforderlich

1. Schritt – Wahl der Wendeschneidplattengeometrie

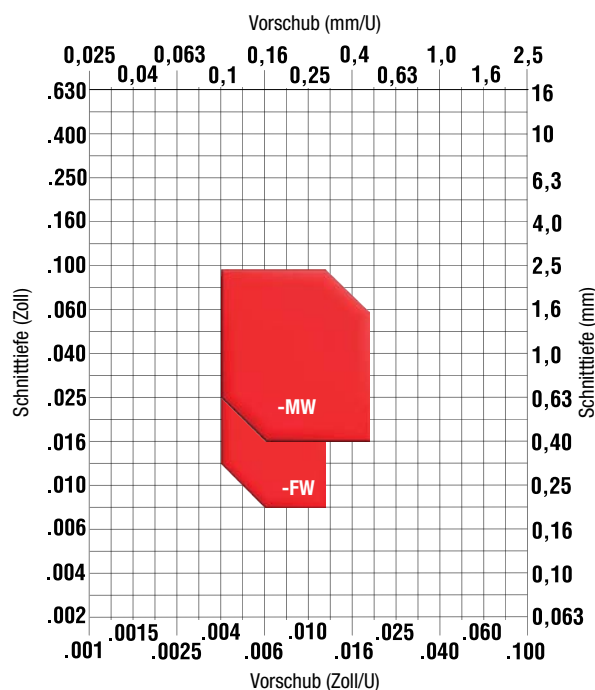
Negative Wiper Breitschlicht-Wendeschneidplatten

CNMG120408



Positive Wiper Breitschlicht-Wendeschneidplatten

CCMT09T308/CCGT09T308



Negative Wiper Breitschlicht-Wendeschneidplatten								
CNMG120408								
	min. Vorschub		min. Schnitttiefe		max. Vorschub		max. Schnitttiefe	
	mm	in	mm	in	mm	in	mm	in
-FW	0,2	0.008	0,3	0.012	0,4	0.016	2	0.079
-MW	0,3	0.012	0,8	0.031	0,6	0.024	5,1	0.201
-GW	0,1	0.004	0,1	0.004	0,35	0.014	0,4	0.016

Positive Wiper Breitschlicht-Wendeschneidplatten								
CCMT09T308/CCGT09T308								
	min. Vorschub		min. Schnitttiefe		max. Vorschub		max. Schnitttiefe	
	mm	in	mm	in	mm	in	mm	in
-FW	0,1	0.004	0,2	0.008	0,3	0.012	2,3	0.091
-MW	0,1	0.004	0,4	0.016	0,5	0.02	2,5	0.098

2. Schritt – Wahl der Sorte

WIPER	Negative Wendeschneidplatten-Geometrie		
	-FW	-MW	-GW
Stark unterbrochener Schnitt	KYK25/ KY3500	KCP10B/KCP10/ KCP25C	-
Leicht unterbrochener Schnitt	KCK15B/KCK15/ KYK25/KY3500	KCP10B/KCP10/ KCK15B/KCK15	KYHK15B
Schwankende Schnitttiefe, Guss- oder Schmiedehaut	KCK15B/KCK15/ KYK25/KY3500	KCK15B/KCK15/ KCP05B/KCP05	KYHK15B
Glatter Schnitt, vorgedrehte Oberfläche	KYK25/KY3500/ KCK15B/KCK15/ KCP05B	KCK15B/KCK15/ KCP05B/KCP05	KYHK15B
Glatter Schnitt, hohe Präzision / enge Toleranz	KCU10B/KTP10/ KT315	KCU10B	KYHK15B

WIPER	Positive Wendeschneidplatten-Geometrie	
	-FW	-MW
Stark unterbrochener Schnitt	KCP10B/KCP10/ KCP25C	KCP10B/KCP10/ KCP25C
Leicht unterbrochener Schnitt	KCP10B/KCP10/ KCK15B/KCK15	KCP10B/KCP10/ KCK15B/KCK15
Schwankende Schnitttiefe, Guss- oder Schmiedehaut	KCK20B/KCK20/ KCP10B/KCP10	KCK20B/KCK20/ KCP10B/KCP10
Glatter Schnitt, vorgedrehte Oberfläche	KCK20B/KCK20/ KCP10B/KCP10	KCK20B/KCK20/ KCP10B/KCP10
Glatter Schnitt, hohe Präzision / enge Toleranz	KCU10B/KTP10/ KT315	KCU10B/KTP10/ KT315

HINWEIS: Wenn mehrere Sorten gezeigt werden, ist die erste Wahl fettgedruckt.

3. Schritt – Wahl der Schnittgeschwindigkeit

Grauguss		m/min			SFM		
Werkstoffgruppe	Beschichtungen	MIN.	START	MAX.	MIN.	START	MAX.
K1	KTP10/KT315	150	275	440	490	900	1440
	KCU10B	150	275	440	490	900	1440
	KCK05B/KCK05	240	450	615	790	1480	2020
	KCK15B/KCK15	200	360	550	660	1180	1800
	KCK20B/KCK20	200	300	550	660	980	1800
	KYHK15B	450	700	950	1480	2300	3120
	KY3500/KYK25/KYK10	350	760	1040	1150	2490	3410
	KBK45/ KB1340	600	760	1200	1970	2490	3940
	KB5630/KB1345	550	760	1200	1800	2490	3940

Sphäroguss mit niedriger bis mittlerer Festigkeit (Knoteneisen) und Gusseisen mit Vermiculargraphit (CGI); <600 MPa Zugfestigkeit		m/min			SFM		
Werkstoffgruppe	Beschichtungen	MIN.	START	MAX.	MIN.	START	MAX.
K2	KTP10/KT315	150	275	440	490	900	1440
	KCU10B	125	250	410	410	820	1350
	KCK05B/KCK05	240	360	500	790	1180	1640
	KCK15B/KCK15	150	270	450	490	890	1480
	KCK20B/KCK20/KCPK05	150	240	420	490	790	1380
	KYHK15B	360	560	760	1180	1840	2490

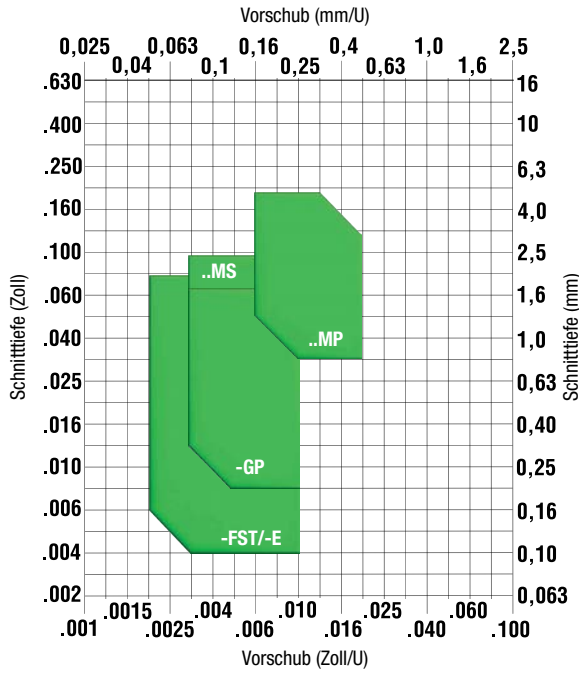
Hochfester Sphäroguss und austenisiertes Gusseisen (ADI) Temperguss; >600 MPa Zugfestigkeit		m/min			SFM		
Werkstoffgruppe	Beschichtungen	MIN.	START	MAX.	MIN.	START	MAX.
K3	KTP10/KT315	150	230	440	490	750	1440
	KCU10B	110	225	375	360	740	1230
	KCK05B/KCK05	155	240	445	510	790	1460
	KCK15B/KCK15	140	215	380	460	710	1250
	KCK20B/KCK20/KCPK05	140	210	350	460	690	1150
	KCP30B/KCP30/KCP40B/KCP40	115	120	160	380	390	520

AUSWAHLHILFE FÜR WERKZEUGE - NICHTEISEN

1. Schritt – Wahl der Wendeschneidplattengeometrie

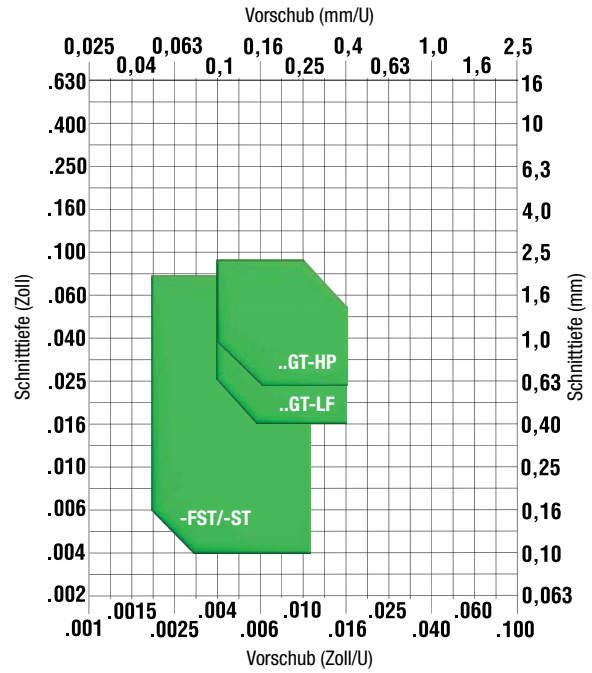
Negative Wendeschneidplatten

CNMG120408



Positive Wendeschneidplatten

CCMT09T308/CCGT09T308



Negative Wendeschneidplatten								
CNMG120408								
	min. Vorschub		min. Schnitttiefe		max. Vorschub		max. Schnitttiefe	
	mm	in	mm	in	mm	in	mm	in
..GP	0,08	0.003	0,2	0.008	0,25	0.01	1,6	0.063
..MP	0,15	0.006	0,75	0.03	0,5	0.02	5	0.197
-K	0,1	0.004	0,2	0.008	0,4	0.016	2,5	0.098
..MS	0,08	0.003	0,2	0.008	0,25	0.01	2,5	0.098
-FST/-E	0,063	0.002	0,1	0.004	0,25	0.01	2	0.079

Positive Wendeschneidplatten								
CCMT3252/CCGT3252								
	min. Vorschub		min. Schnitttiefe		max. Vorschub		max. Schnitttiefe	
	mm	in	mm	in	mm	in	mm	in
..GT-LF	0,1	0.004	0,4	0.016	0,4	0.016	2,3	0.091
..GT-HP	0,1	0.004	0,6	0.024	0,4	0.016	2,3	0.091
..MT	0,2	0.008	0,8	0.031	0,4	0.016	2,3	0.091
-FST/-ST	0,063	0.002	0,1	0.004	0,3	0.012	2	0.079

2. Schritt – Wahl der Sorte

Schnittbedingung	Negative Wendeschneidplatten-Geometrie					
	..GP	..MP	-K	..MS	-FST	-E
Stark unterbrochener Schnitt	KC5410/KCU10B/K313	K313	K313	KC5410/KCU10B/K313	-	-
Leicht unterbrochener Schnitt	KC5410/KCU10B/K313	K313	K313	KC5410/KCU10B/K313	KD1400/KD1425	KD1405
Schwankende Schnitttiefe, Guss- oder Schmiedehaut	KC5410/KCU10B/K313	K313	K313	KC5410/KCU10B/K313	KD1400/KD1425	KD1405
Glatter Schnitt, vorgedrehte Oberfläche	KC5410/KCU10B/K313	K313	K313	KC5410/KCU10B/K313	KD1400/KD1425	KD1405

	Positive Wendeschneidplatten-Geometrie				
Schnittbedingung	-LF	-HP	..MT	-FST	-ST
Stark unterbrochener Schnitt	KCU10B/ K313	KC5410/KCU10B/ K313	KCU10B/ K313	KD1400/ KD1425	KD1400/ KD1425
Leicht unterbrochener Schnitt	KC5410/KCU10B/ K313	KC5410/KCU10B/ K313	KC5410/KCU10B/ K313	KD1400/ KD1425	KD1400/ KD1425
Schwankende Schnitttiefe, Guss- oder Schmiedehaut	KC5410/KCU10B/ K313	KC5410/KCU10B/ K313	KC5410/KCU10B/ K313	KD1425/ KD1400	KD1425/ KD1400
Glatter Schnitt, vorgedrehte Oberfläche	KC5410/KCU10B/ K313	KC5410/KCU10B/ K313	KC5410/KCU10B/ K313	KD1425/ KD1400	KD1425/ KD1400

HINWEIS: Wenn mehrere Sorten gezeigt werden, ist die erste Wahl fettgedruckt.

3. Schritt – Wahl der Schnittgeschwindigkeit

Aluminium-Knetlegierungen		m/min			SFM		
Werkstoffgruppe	Beschichtungen	MIN.	START	MAX.	MIN.	START	MAX.
N1	KC5410	200	700	1200	660	2300	3940
	K313	198	488	617	650	1600	2020
	KCU10B	200	600	900	660	1970	2950

Aluminiumlegierungen mit geringem Siliziumgehalt und Magnesiumlegierungen; Si _{12,2%}		m/min			SFM		
Werkstoffgruppe	Beschichtungen	MIN.	START	MAX.	MIN.	START	MAX.
N2	KC5410	125	550	1000	410	1800	3280
	K313	100	450	600	330	1480	1970
	KCU10B	125	500	900	410	1640	2950
	KD1400	250	765	2625	820	2510	8610

Aluminiumlegierungen mit hohem Siliziumgehalt und Magnesiumlegierungen; Si _{>12,2%}		m/min			SFM		
Werkstoffgruppe	Beschichtungen	MIN.	START	MAX.	MIN.	START	MAX.
N3	KD1405	250	580	1125	820	1900	3690
	KD1425	250	520	1000	820	1710	3280

Auf Kupfer-, Messing-, Zinkbasis mit einem Bearbeitungsindex im Bereich zwischen 70 und 100		m/min			SFM		
Werkstoffgruppe	Beschichtungen	MIN.	START	MAX.	MIN.	START	MAX.
N4	KC5410	125	275	750	410	900	2460
	K68	125	260	360	410	850	1180
	K313	107	260	366	350	850	1200
	KCU10B	125	270	700	410	890	2300
	KD1400/KD1405	250	520	1000	820	1710	3280
	KD1425	125	500	750	410	1640	2460

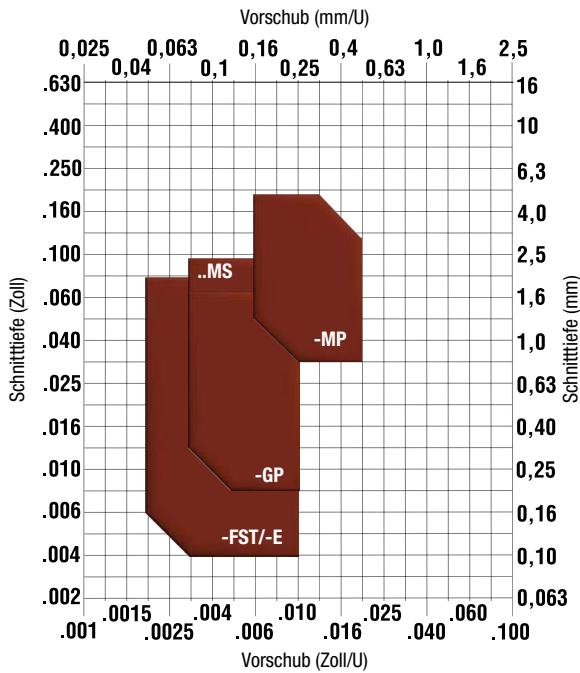
Nylon, Kunststoffe, Gummi, Phenole und Glasfaser		m/min			SFM		
Werkstoffgruppe	Beschichtungen	MIN.	START	MAX.	MIN.	START	MAX.
N5	KC5410	125	170	400	410	560	1310
	KCU10B	100	150	350	330	490	1150
	KD1400/KD1405	125	400	750	410	1310	2460
	KD1425	125	365	500	410	1200	1640

WENDESCHNEIDPLATTEN-AUSWAHLSYSTEM – KOHLENSTOFF UND GRAPHIT

1. Schritt – Wahl der Wendeschneidplattengeometrie

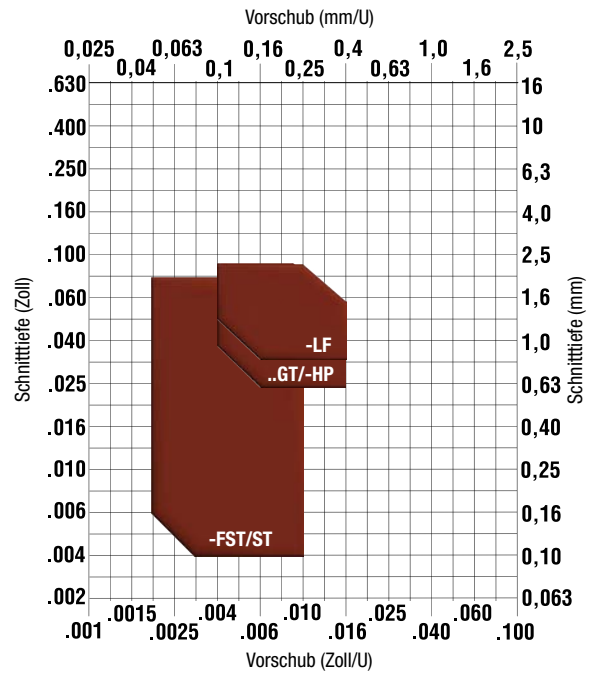
Negative Wendeschneidplatten

CNMG120408



Positive Wendeschneidplatten

CCMT09T308/CCGT09T308



Negative Wendeschneidplatten								
CNMG120408								
	min. Vorschub		min. Schnitttiefe		max. Vorschub		max. Schnitttiefe	
	mm	in	mm	in	mm	in	mm	in
..GP	0,08	0.003	0,2	0.008	0,25	0.01	1,6	0.063
..MP	0,15	0.006	0,75	0.03	0,5	0.02	5	0.197
-K	0,1	0.004	0,2	0.008	0,4	0.016	2,5	0.098
..MS	0,08	0.003	0,2	0.008	0,25	0.01	2,5	0.098
-FST/-E	0,063	0.002	0,1	0.004	0,25	0.01	2	0.079

Positive Wendeschneidplatten								
CCMT09T308/CCGT09T308								
	min. Vorschub		min. Schnitttiefe		max. Vorschub		max. Schnitttiefe	
	mm	in	mm	in	mm	in	mm	in
..GT-LF	0,1	0.004	0,8	0.031	0,4	0.016	2,3	0.091
..GT-HP	0,1	0.004	0,6	0.024	0,4	0.016	2,3	0.091
..MT	0,1	0.004	0,8	0.031	0,4	0.016	1,725	0.068
-FST/-ST	0,063	0.002	0,1	0.004	0,25	0.01	2	0.079

2. Schritt – Wahl der Sorte

Schnittbedingung	Negative Wendeschneidplatten-Geometrie					
	..GP	..MP	-K	..MS	-FST	-E
Stark unterbrochener Schnitt	KC5410/KCU10B/ K313	K313	K313	KC5410/KCU10B/ K313	-	-
Leicht unterbrochener Schnitt	KC5410/KCU10B/ K313	K313	K313	KC5410/KCU10B/ K313	KD1400/ KD1425	KD1405
Schwankende Schnitttiefe, Guss- oder Schmiedehaut	KC5410/KCU10B/ K313	K313	K313	KC5410/KCU10B/ K313	KD1400/ KD1425	KD1405
Glatter Schnitt, vorgedrehte Oberfläche	KC5410/KCU10B/ K313	K313	K313	KC5410/KCU10B/ K313	KD1400/ KD1425	KD1405

	Positive Wendeschneidplatten-Geometrie				
Schnittbedingung	-LF	-HP	..MT	-FST	-ST
Stark unterbrochener Schnitt	KCU10B/ K313	KC5410/KCU10B/ K313	KCU10B/ K313	KD1400/ KD1425	KD1400/ KD1425
Leicht unterbrochener Schnitt	KC5410/KCU10B/ K313	KC5410/KCU10B/ K313	KC5410/KCU10B/ K313	KD1400/ KD1425	KD1400/ KD1425
Schwankende Schnitttiefe, Guss- oder Schmiedehaut	KC5410/KCU10B/ K313	KC5410/KCU10B/ K313	KC5410/KCU10B/ K313	KD1425/ KD1400	KD1425/ KD1400
Glatter Schnitt, vorgedrehte Oberfläche	KC5410/KCU10B/ K313	KC5410/KCU10B/ K313	KC5410/KCU10B/ K313	KD1425/ KD1400	KD1425/ KD1400

HINWEIS: Wenn mehrere Sorten gezeigt werden, ist die erste Wahl fettgedruckt.

3. Schritt – Wahl der Schnittgeschwindigkeit

CFRP, Kohlenstoff- und Graphit-Verbundwerkstoffe: Bürstenlegierungen, Kevlar und Graphit; 280-400 HB; 30-43 HRC		m/min			SFM		
Werkstoffgruppe	Beschichtungen	MIN.	START	MAX.	MIN.	START	MAX.
C1	KC5410	125	200	500	410	660	1640
	KCU10B	100	175	450	330	570	1480
	KD1400/KD1405	500	760	1125	1640	2490	3690

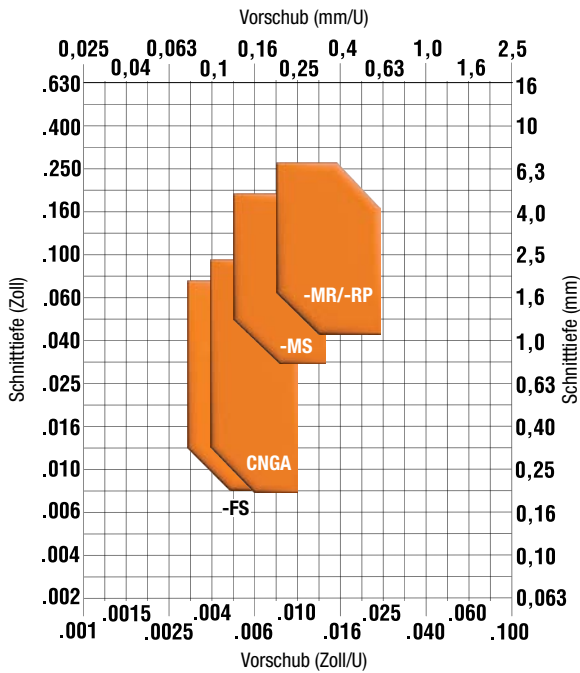
Metall-Matrix-Verbundwerkstoff (MMC)		m/min			SFM		
Werkstoffgruppe	Beschichtungen	MIN.	START	MAX.	MIN.	START	MAX.
C2	K313	100	180	360	330	590	1180
	KD1400	250	365	750	820	1200	2460

WENDESCHNEIDPLATTEN-AUSWAHLSYSTEM - HITZEBESTÄNDIGE LEGIERUNGEN UND TITANLEGIERUNGEN

1. Schritt – Wahl der Wendeschneidplattengeometrie

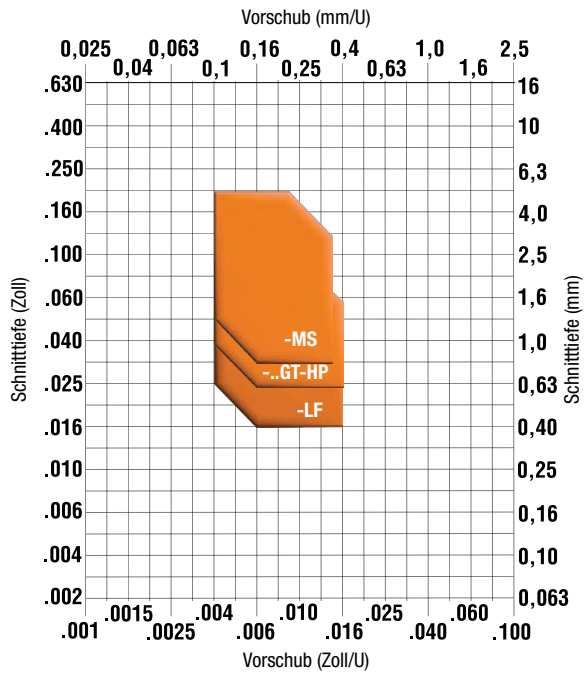
Negative Wendeschneidplatten

CNMG120408



Positive Wendeschneidplatten

CCMT09T308/CCGT09T308



Negative Wendeschneidplatten								
CNMG120408								
	min. Vorschub		min. Schnitttiefe		max. Vorschub		max. Schnitttiefe	
	mm	in	mm	in	mm	in	mm	in
-FS	0,07	0.003	0,2	0.008	0,25	0.01	2	0.079
-FP	0,1	0.004	0,3	0.012	0,3	0.012	2,5	0.098
-MS	0,12	0.005	0,76	0.03	0,35	0.014	5	0.197
-UP	0,2	0.008	1	0.039	0,6	0.024	6,4	0.252
-MP	0,2	0.008	0,8	0.031	0,5	0.02	5,1	0.201
-MR/-RP	0,2	0.008	1,1	0.043	0,6	0.024	6,4	0.252
CNGA	0,1	0.004	0,2	0.008	0,25	0.01	2,5	0.098

Positive Wendeschneidplatten								
CCMT09T308/CCGT09T308								
	min. Vorschub		min. Schnitttiefe		max. Vorschub		max. Schnitttiefe	
	mm	in	mm	in	mm	in	mm	in
-FS	0,07	0.003	0,2	0.008	0,25	0.01	2	0.079
..GT-HP	0,1	0.004	0,6	0.024	0,4	0.016	2,3	0.091
...GT-LF	0,1	0.004	0,4	0.016	0,4	0.016	2,3	0.091
..GT-FP	0,1	0.004	0,6	0.024	0,25	0.01	2	0.079
-MS	0,1	0.004	0,8	0.031	0,35	0.014	5	0.197
-MP	0,2	0.008	0,8	0.031	0,5	0.02	5,1	0.201

2. Schritt – Wahl der Sorte

Schnittbedingung	Negative Wendeschneidplatten-Geometrie						
	-FS	-FP	-MS	-UP	-MP	-RP	CNGA
Stark unterbrochener Schnitt	KCU25	-	KCU25	KCM35B	KCU25	KCM35B/KCM25	-
Leicht unterbrochener Schnitt	KCU10B	KCU10B	KCU25	KCM25B	KCU25	KCM15B	KYS30
Schwankende Schnitttiefe, Guss- oder Schmiedehaut	KCU10B	KCS10B/ KCU10B	KCS10B/ KCU10B	KCM15B	KCS10B	KCS10B/ KCU10B	KYS30/KYS25/ KY4300/KB1630
Glatter Schnitt, vorgedrehte Oberfläche	KCU10B/ K313	KCS10B/ KCU10B	KCS10B/ KCU10B	KCU10B	KCS10B/ KCU10B	KCS10B/ KCU10B	KYS25/KY4300/ KB1630
Glatter Schnitt, hohe Präzision / enge Toleranz	KCU10B/ K313	KCS10B/ KCU10B	KCS10B/ KCU10B	KCU10B	KCS10B/ KCU10B	KCS10B/ KCU10B	-

Schnittbedingung	Positive Wendeschneidplatten-Geometrie					
	-FS	-HP	-LF	-FP	-MS	-MP
Stark unterbrochener Schnitt	-	-	-	KCU25	-	-
Leicht unterbrochener Schnitt	KCU10B	KCU25	KCU25	KCU25/ KCU10B	KCU25	-
Schwankende Schnitttiefe, Guss- oder Schmiedehaut	KCU10B	KCS10B/ KCU10B	KCS10B/ KCU10B	KCS10B/ KCU10B	KCS10B/ KCU10B	KCS10B
Glatter Schnitt, vorgedrehte Oberfläche	KCU10B/ K313	KCS10B/ KCU10B	KCS10B/ KCU10B	KCS10B/ KCU10B	KCS10B/ KCU10B	KCS10B
Glatter Schnitt, hohe Präzision / enge Toleranz	KCU10B	KCS10B/ KCU10B	KCS10B/ KCU10B	KCS10B/ KCU10B	KCS10B	KCS10B

HINWEIS: Wenn mehrere Sorten gezeigt werden, ist die erste Wahl **fettgedruckt**.

3. Schritt – Wahl der Schnittgeschwindigkeit

Hitzebeständige Legierungen auf Eisenbasis; 160–260 HB; 25–48 HRC;
Zugfestigkeit 500–1200 MPa

Werkstoffgruppe	Beschichtungen	m/min			SFM		
		MIN.	START	MAX.	MIN.	START	MAX.
S1	K313	10	30	75	30	100	250
	KCU10B	15	60	155	50	200	510
	KCS10B	15	55	140	50	180	460
	KCU25	10	40	60	30	130	200
	KCM15B/KCM15	30	55	120	100	180	390
	KCM25B/KCM25/KCM35B/KCM35	10	40	60	30	130	200
	KYS25/KY4300	80	140	195	260	460	640
	KYS30	80	140	195	260	460	640
	KB1630	80	160	210	260	520	690

Hitzebeständige Legierungen auf Kobaltbasis; 250–450 HB;
25–48 HRC; 1000–1450 Zugfestigkeit

Werkstoffgruppe	Beschichtungen	m/min			SFM		
		MIN.	START	MAX.	MIN.	START	MAX.
S2	K313	10	35	75	30	110	250
	KCU10B	15	65	155	50	210	510
	KCS10B	15	60	140	50	200	460
	KCU25	10	30	75	30	100	250
	KCM15B/KCM15	30	60	120	100	200	390
	KCM25B/KCM25/KCM35B/KCM35	10	30	60	30	100	200
	KYHK15B	70	90	120	230	300	390
	KYS25/KY4300	85	155	215	280	510	710
	KYS30	85	155	215	280	510	710
KB1630	85	165	225	280	540	740	

Hitzebeständige Legierungen auf Nickelbasis 160–450HB;
<48 HRC; 600–1700 Zugfestigkeit

Werkstoffgruppe	Beschichtungen	m/min			SFM		
		MIN.	START	MAX.	MIN.	START	MAX.
S3	K313	10	40	75	30	130	250
	KCU10B	15	75	155	50	250	510
	KCS10B	15	70	140	50	230	460
	KCU25	15	40	75	50	130	250
	KCM15B/KCM15	30	70	120	100	230	390
	KCM25B/KCM25/KCM35B/KCM35	10	40	60	30	130	200
	KYS25/KY4300	100	180	250	330	590	820
	KYS30	100	180	250	330	590	820
	KB1630	100	200	270	330	660	890

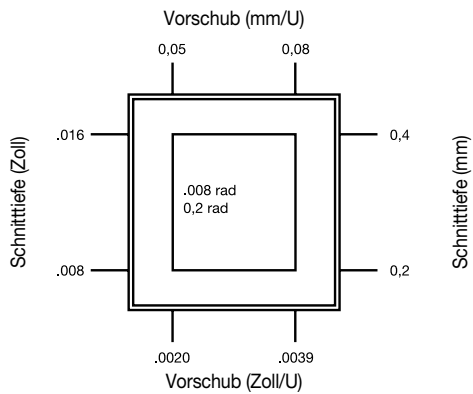
Titan und Titanlegierungen 300–400 HB;
33–48 HRC; 900–1600 Zugfestigkeit

Werkstoffgruppe	Beschichtungen	m/min			SFM		
		MIN.	START	MAX.	MIN.	START	MAX.
S4	K313	10	45	75	30	150	250
	KCU10B	15	75	185	50	250	610
	KCS10B	15	70	170	50	230	560
	KCU25	10	55	105	30	180	340
	KD1405	150	280	350	490	920	1150

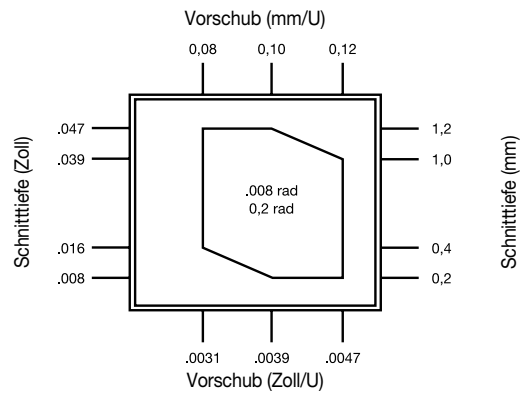
EINSTECH- UND ABSTECHDREHEN • ANWENDUNGSDATEN • EINTAUCHEN-VORSCHÜBE

Geometrie	Plattensitzgröße (SSC)	Eckenradius		fn (mm/U)			fn (in/rev)		
		mm	in	MIN.	START	MAX.	MIN.	START	MAX.
GUP / GMP GMN / GUN	1F	0,2	0.008	0,05	0,06	0,08	0.002	0.002	0.003
	02	0,2	0.008	0,05	0,08	0,14	0.002	0.003	0.006
	03	0,2	0.008	0,05	0,09	0,16	0.002	0.004	0.006
		0,4	0.016	0,08	0,11	0,18	0.003	0.004	0.007
	04	0,4	0.016	0,08	0,12	0,22	0.003	0.005	0.009
		0,8	0.031	0,1	0,15	0,24	0.004	0.006	0.009
	05	0,4	0.016	0,1	0,15	0,23	0.004	0.006	0.009
		0,8	0.031	0,1	0,16	0,25	0.004	0.006	0.010
	06	0,4	0.016	0,1	0,16	0,22	0.004	0.006	0.009
		0,8	0.031	0,12	0,18	0,26	0.005	0.007	0.010
08	1,2	0.047	0,14	0,2	0,3	0.006	0.008	0.012	
	0,8	0.031	0,12	0,2	0,3	0.005	0.008	0.012	
10	1,2	0.047	0,14	0,22	0,32	0.006	0.009	0.013	
	1,2	0.047	0,15	0,24	0,35	0.006	0.009	0.014	
CL	1B	0,15	0.006	0,05	0,06	0,09	0.002	0.002	0.004
	02	0,2	0.008	0,05	0,07	0,11	0.002	0.003	0.004
	03	0,2	0.008	0,05	0,085	0,14	0.002	0.003	0.006
	04	0,2	0.008	0,05	0,09	0,18	0.002	0.004	0.007
CF	1B	0	0.000	0,04	0,05	0,08	0.002	0.002	0.003
		0,1	0.004	0,05	0,06	0,1	0.002	0.002	0.004
	02	0	0.000	0,04	0,06	0,08	0.002	0.002	0.003
		0,2	0.008	0,05	0,07	0,13	0.002	0.003	0.005
	03	0	0.000	0,04	0,08	0,12	0.002	0.003	0.005
		0,2	0.008	0,05	0,09	0,18	0.002	0.004	0.007
	04	0	0.000	0,04	0,08	0,12	0.002	0.003	0.005
		0,2	0.008	0,05	0,11	0,2	0.002	0.004	0.008
	05	0	0.000	0,04	0,09	0,14	0.002	0.004	0.006
		0,3	0.012	0,05	0,13	0,23	0.002	0.005	0.009
CM	1B	0,15	0.006	0,05	0,06	0,09	0.002	0.002	0.004
	02	0,2	0.008	0,05	0,07	0,13	0.002	0.003	0.005
	03	0,2	0.008	0,05	0,09	0,18	0.002	0.004	0.007
	04	0,2	0.008	0,05	0,11	0,2	0.002	0.004	0.008
	05	0,3	0.012	0,05	0,14	0,2	0.002	0.006	0.008
		0,3	0.012	0,05	0,16	0,2	0.002	0.006	0.008
	06	0,4	0.016	0,05	0,16	0,25	0.002	0.006	0.010
08	0,4	0.016	0,05	0,14	0,3	0.002	0.006	0.012	
CR	02	0,2	0.008	0,08	0,1	0,13	0.003	0.004	0.005
	03	0,2	0.008	0,08	0,14	0,23	0.003	0.006	0.009
	04	0,2	0.008	0,08	0,16	0,3	0.003	0.006	0.012
	05	0,3	0.012	0,1	0,19	0,35	0.004	0.007	0.014
	06	0,3	0.012	0,1	0,21	0,4	0.004	0.008	0.016
		0,4	0.016	0,1	0,21	0,4	0.004	0.008	0.016
08	0,4	0.016	0,1	0,23	0,43	0.004	0.009	0.017	

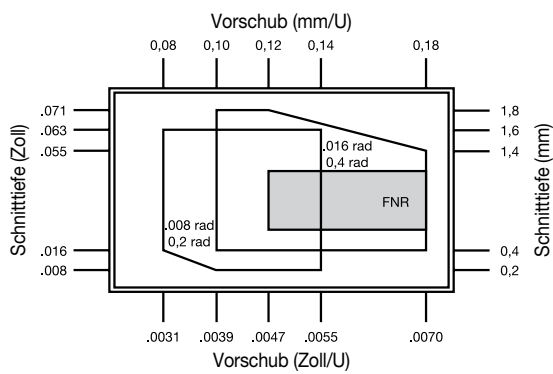
Plattensitzgröße 1F



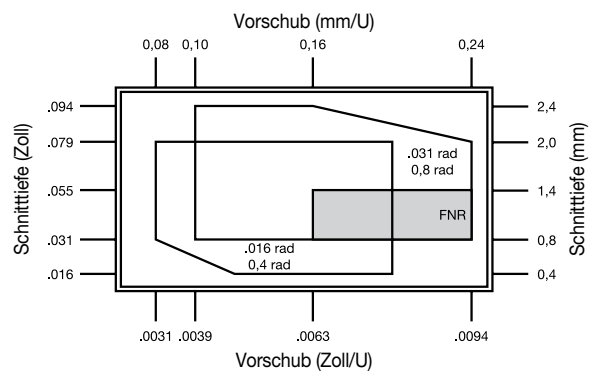
Plattensitzgröße 2



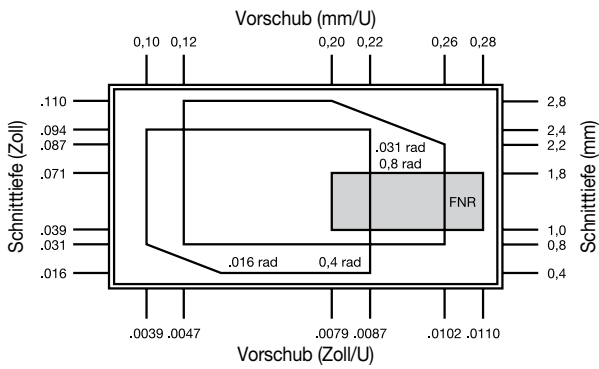
Plattensitzgröße 3



Plattensitzgröße 4

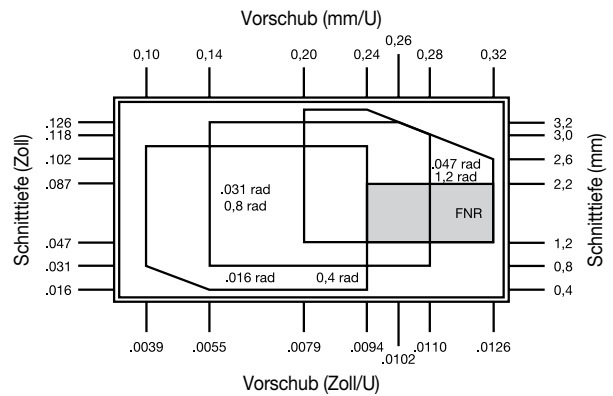


Plattensitzgröße 5

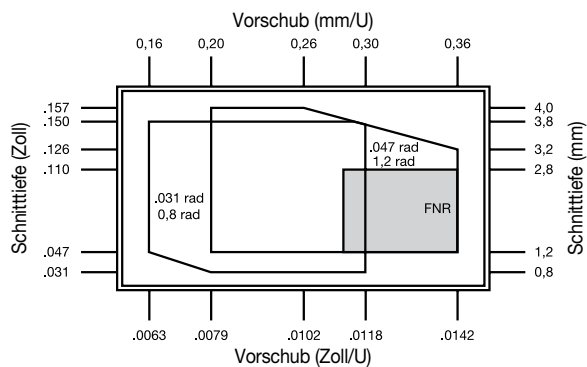


* FNR = voller Eckenradius

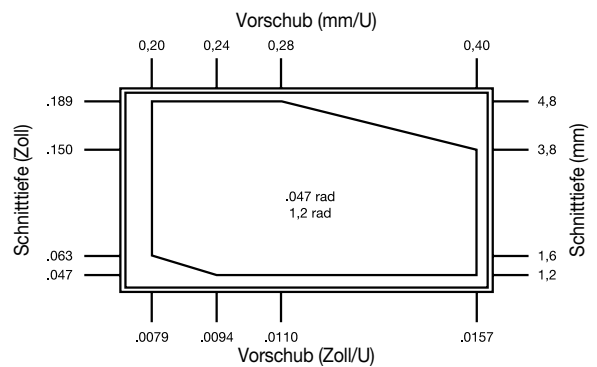
Plattensitzgröße 6




Plattensitzgröße 8



Plattensitzgröße 10





Suchen Sie Schnittgeschwindigkeit- und Vorschubwerte?

Besuchen Sie kennametal.com/NOVO,
um spezifische Schnittdaten für Ihre Anwendung zu erhalten!

Erleben Sie höhere Qualität beim Schlichten mit der Universal-Drehsorte **KCU10B**

Ausgestattet mit einer neuen **KENGold™** PVD-Mehrlagenbeschichtung, schneidet die universelle Drehsorte KCU10B präzise und konsistent auf den unterschiedlichsten Werkstoffen. Verkürzen Sie Bearbeitungszeiten bei der Zerspanung unterschiedlicher Materialien und bearbeiten Sie Stähle, Edelstähle, Gusseisen, Hochtemperaturlegierungen und Nichteisenwerkstoffe noch schneller.



Unsere Geschichte ist eine der kontinuierlichen Innovation

Sie beginnt im Jahr 1938 mit unserem Gründer, dem Metallurgen Philip M. McKenna, der nach jahrelanger Forschung eine Wolfram-Titan-Hartmetalllegierung eigens für Schneidwerkzeuge entwickelte. Diese eine Entwicklung hat nicht nur zu einer neuen Klasse von Zerspanungswerkzeugen geführt, die schneller schneiden, länger halten und die Produktivität in allen Bereichen steigern, angefangen beim Automobil bis hin zum Flugzeug, sondern auch zur Eröffnung der McKenna Metals Company in Latrobe, Pennsylvania, USA. Heute heißt dieses Unternehmen Kennametal Inc. und ist ein anerkannter Marktführer im Bereich Metallbearbeitung, der Kunden auf allen Kontinenten und in Branchen bedient wie Transport, Bauwesen, Luft- und Raumfahrt, spanabhebende Bearbeitung, Energie und allgemeiner Maschinenbau. Wir sind für die Entwicklung innovativer Lösungen für die anspruchsvollsten Anwendungen unserer Kunden bekannt. Der Name Kennametal steht für hochwertige und hoch leistungsfähige Werkzeuge, die anspruchsvollsten Bedingungen standhalten und eine Vielzahl von Bearbeitungsoperationen erleichtern. Mit unserer Hilfe können unsere Kunden länger, schneller und präziser arbeiten. Wir nehmen keine Abkürzungen. Wir schneiden Metall. Auch härteste Werkstoffe haben keine Chance.

Werkstoffe wechseln. Statt Werkzeuge wechseln.

KCU10B Universelle
Drehsorte mit KENGold™ PVD-
BESCHICHTUNGSTECHNOLOGIE



LASSEN SIE UNS IHRE PRODUKTION
AUF DIE NÄCHSTE EBENE BRINGEN

[kennametal.com/KCU10B](https://www.kennametal.com/KCU10B)